



**Supplementary Information  
As at 30 September 2013 (unless otherwise stated)**

**TABLE OF CONTENTS**

Figure 1 :	Occupancy History of the Parks	2
Figure 2 :	Retention History of the Portfolio	3
Figure 3 :	Gearing History	3
Figure 4 :	SBA History	3
Figure 5 :	Tenants' Activities by Percentage of Monthly Base Rent	4
Figure 6 :	Tenants' Country of Origin by Percentage of Monthly Base Rent	5
Figure 7 :	Tenants' Company Structure by Percentage of Monthly Base Rent	6
Figure 8 :	Tenants' Core Business by Percentage of Monthly Base Rent	7
GLOSSARY		9

**Figure 1: Occupancy History of the Parks**

No.	Existing Portfolio	SBA (mil sft)	Occupancy as at				
			30 - Sep -12	31 - Dec -12	31 - Mar -13	30 - Jun -13	30 - Sep -13
1	International Tech Park Bangalore	2.79	91%	92%	94%	93%	93%
2	International Tech Park Chennai	1.97	99%	99%	99%	99%	99%
3	The V	1.28	95%	95%	93%	96%	98%
4	CyberPearl	0.43	100%	100%	100%	100%	100%
5	aVance Business Hub	0.43	100%	100%	96%	96%	96%
	Portfolio	6.90	95%	96%	96%	96%	96%

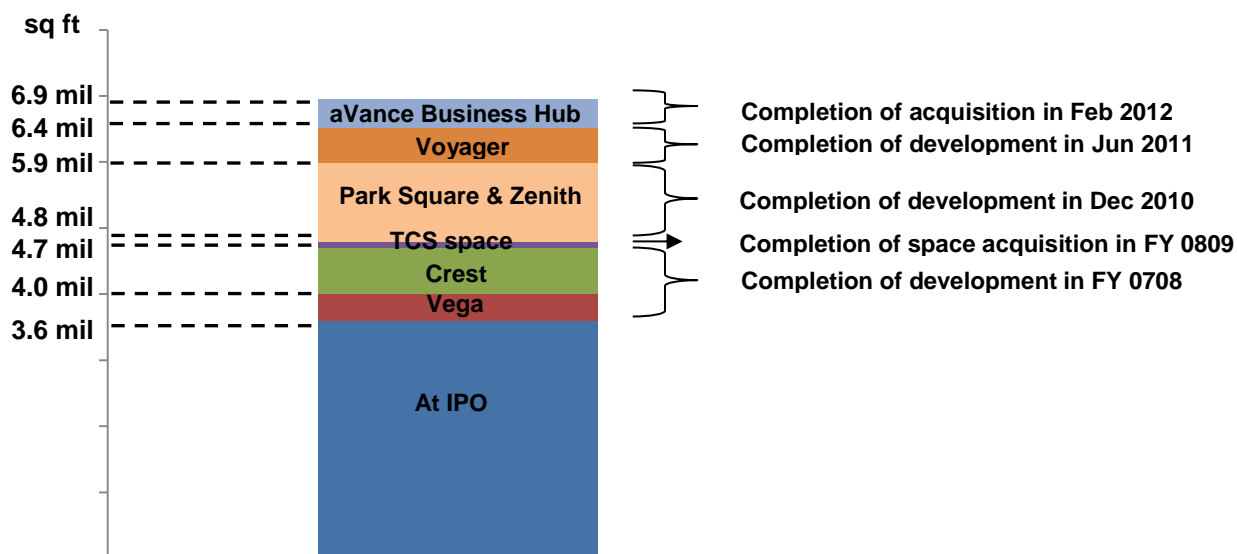
**Figure 2: Retention History of the Portfolio**

	Year To Date Retention Rate as at				
	30-Sep-12	31-Dec-12	31-Mar-13	30-Jun-13	30-Sep-13
Portfolio	73.7%	79.3%	76.6%	99.8%	94.8%

**Figure 3: Gearing<sup>1</sup> History**


Consolidated Gearing as at				
30-Sep-12	31-Dec-12	31-Mar-13	30-Jun-13	30-Sep-13
25%	17%	20%	20%	20%

**Figure 4 : SBA History**



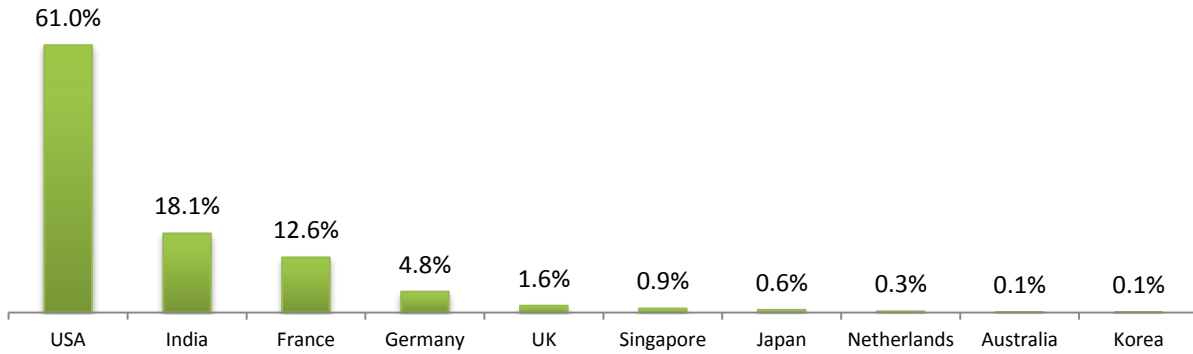
<sup>1</sup> Gearing ratios from September 2012 to June 2013 were recalculated using total borrowings divided by sum of proportionate share of cash, investment in debt instrument, investment properties under construction and investment properties.

**Figure 5 : Tenants' Activities by Percentage of Monthly Base Rent**

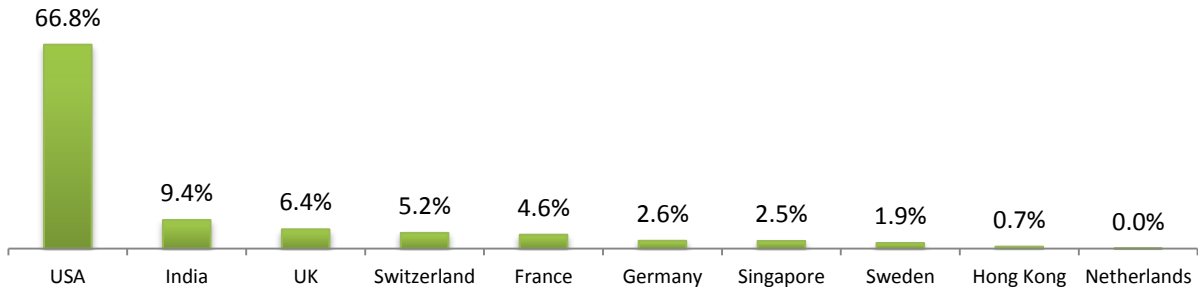


**Figure 6 : Tenants' Country of Origin by Percentage of Monthly Base Rent**

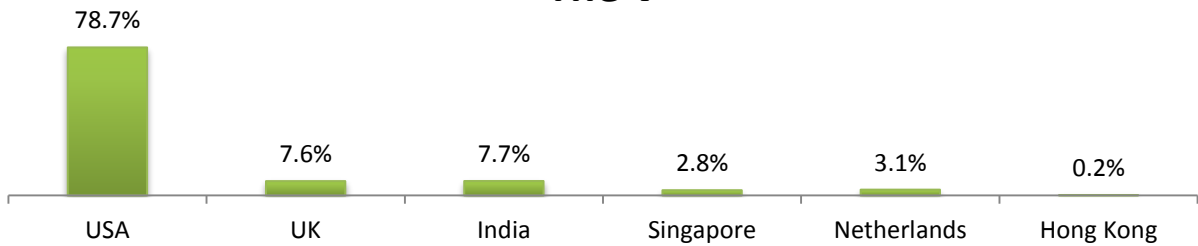
**ITPB**



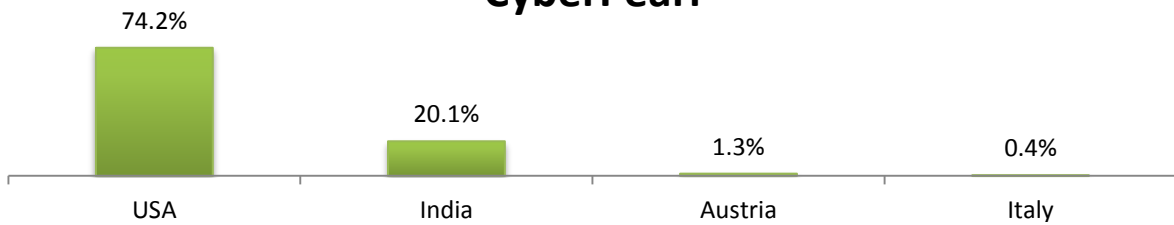
**ITPC**

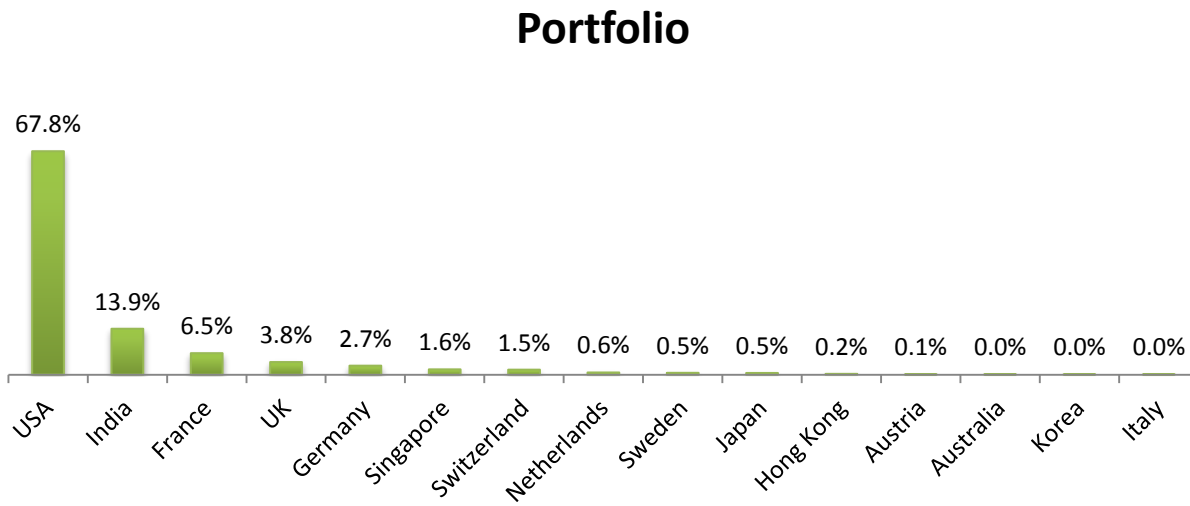



**The V**

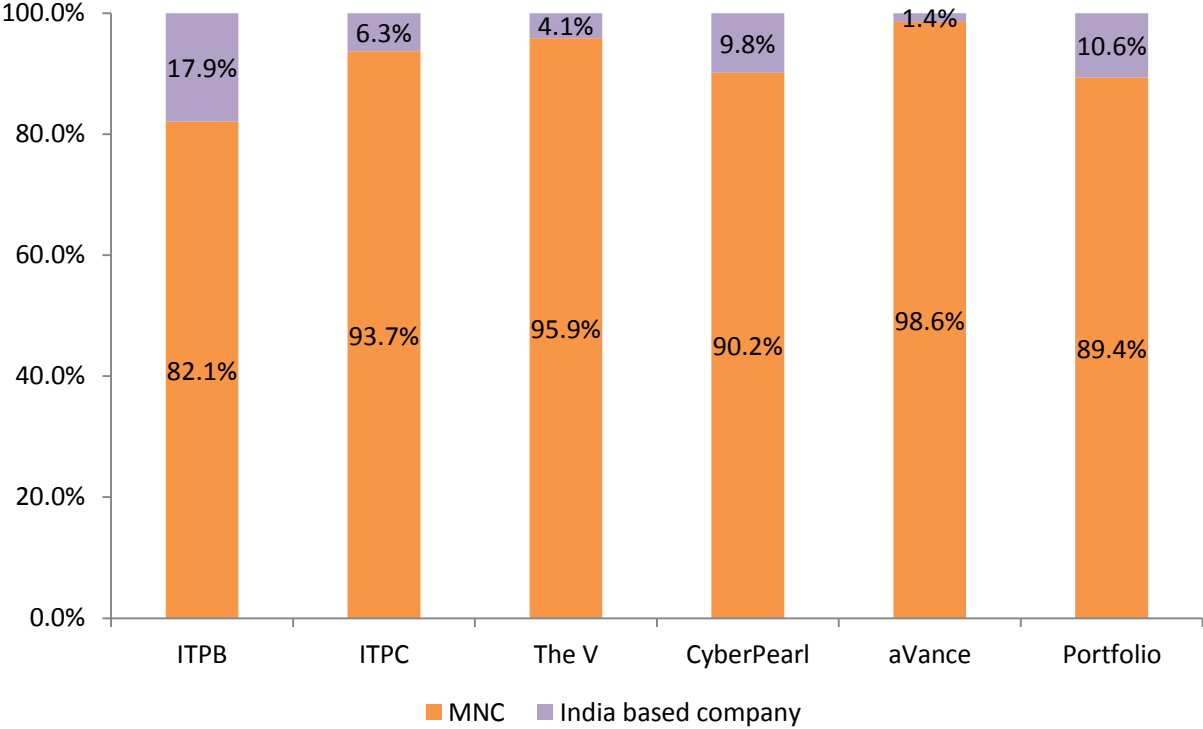


**CyberPearl**

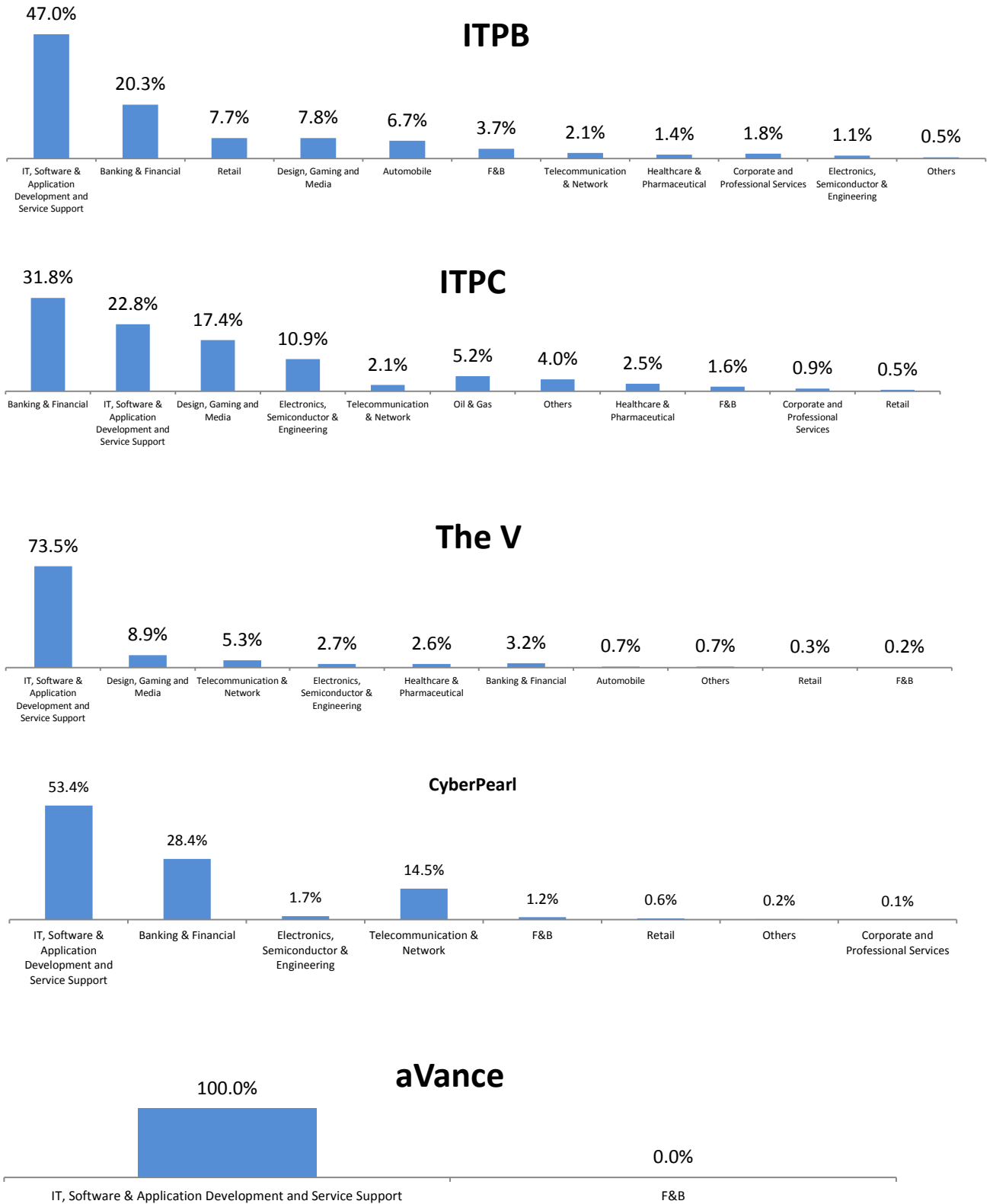




**Figure 7 : Tenants' Company Structure by Percentage of Monthly Base Rent**

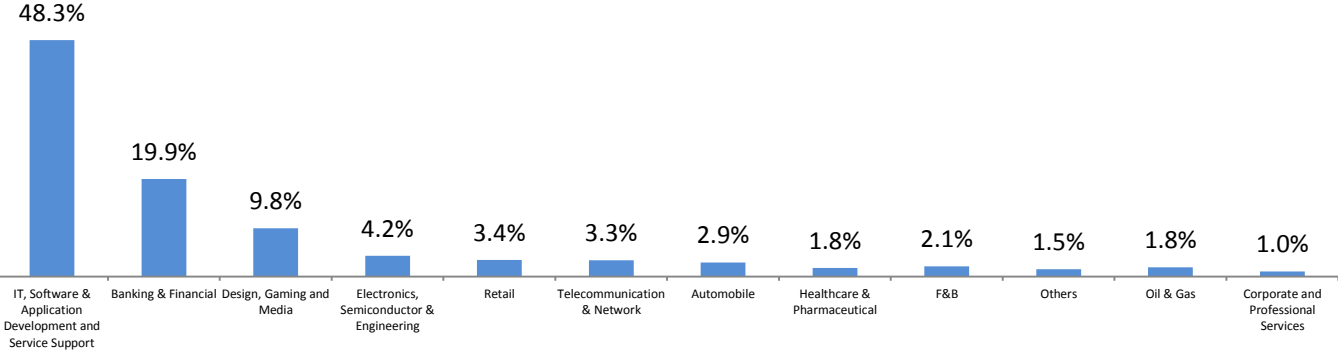


**Figure 8 : Tenants' Core Business by Percentage of Monthly Base Rent**





# Portfolio



## GLOSSARY

aVance	aVance Business Hub, located at IT corridor of Madhapur and Gachibowli, Hyderabad
CP	CyberPearl, Hyderabad, located at Hitec City Layout, Madhapur, Hyderabad 500081
F&B	Food and beverage
IT	Information technology
ITES	IT enabled services (includes various services ranging from call centres, claims processing, medical transcription, e-CRM, SCM to back-office operations such as accounting, data processing, and data mining)
ITPB	International Tech Park, Bangalore, located at Whitefield Road, Bangalore 560066
ITPC	International Tech Park, Chennai, located at Tharamani Road, Chennai 600013
R&D	Research and development
SBA or Super Built-up Area	In relation to a property, means the sum of the floor area enclosed within the walls, the area occupied by the walls, and the common areas such as the lobbies, lift shafts, toilets and staircases of that property, and in respect of which rent is payable
The V	The V, Hyderabad, located at IT Park, Software Units Layout, Madhapur, Hyderabad 500081
UK	United Kingdom
USA	United States of America