



Supplementary Information
As at 30 September 2015 (unless otherwise stated)

TABLE OF CONTENTS

Figure 1 :	Occupancy History of the Parks	2
Figure 2 :	Retention History of the Portfolio	2
Figure 3 :	Gearing History	3
Figure 4 :	SBA History	3
Figure 5 :	Tenants' Activities by Percentage of Monthly Base Rent	4
Figure 6 :	Tenants' Country of Origin by Percentage of Monthly Base Rent	6
Figure 7 :	Tenants' Company Structure by Percentage of Monthly Base Rent	8
Figure 8 :	Tenants' Core Business by Percentage of Monthly Base Rent	9
GLOSSARY		11

Figure 1: Occupancy History of the Parks

No.	Existing Portfolio	SBA (million sq ft)	Occupancy as at				
			30 Sep 2014	31 Dec 2014	31 Mar 2015	30 Jun 2015	30 Sep 2015
1	International Tech Park Bangalore	3.40	91%	89%	92%	93%	93%
2	International Tech Park Chennai	1.97	99%	100%	100%	100%	100%
3	CyberVale	0.57	N.A	N.A	100%	100%	100%
4	The V	1.28	99%	98%	98%	99%	100%
5	CyberPearl	0.43	100%	95%	100%	100%	100%
6	aVance Business Hub ¹	1.11 ²	98%	98%	98%	98%	94% ³
	Portfolio	8.75	96%	94%	96%	97%	97%

Figure 2: Retention History of the Portfolio

	Year To Date Retention Rate as at				
	30 Sep 2014	31 Dec 2014	31 Mar 2015	30 Jun 2015	30 Sep 2015
Portfolio	88%	80%	86%	85%	83%

¹ Occupancy data for the period from 30 Sep 2014 to 30 Jun 2015 relates to 0.43 million sq ft (aVance 1 & 2). Occupancy data for 30 Sep 2015 relates to 1.11 million sq ft (aVance 1 - 3).

² Floor area increased from 0.43 million sq ft to 1.11 million sq ft after aVance 3 was acquired in July 2015.

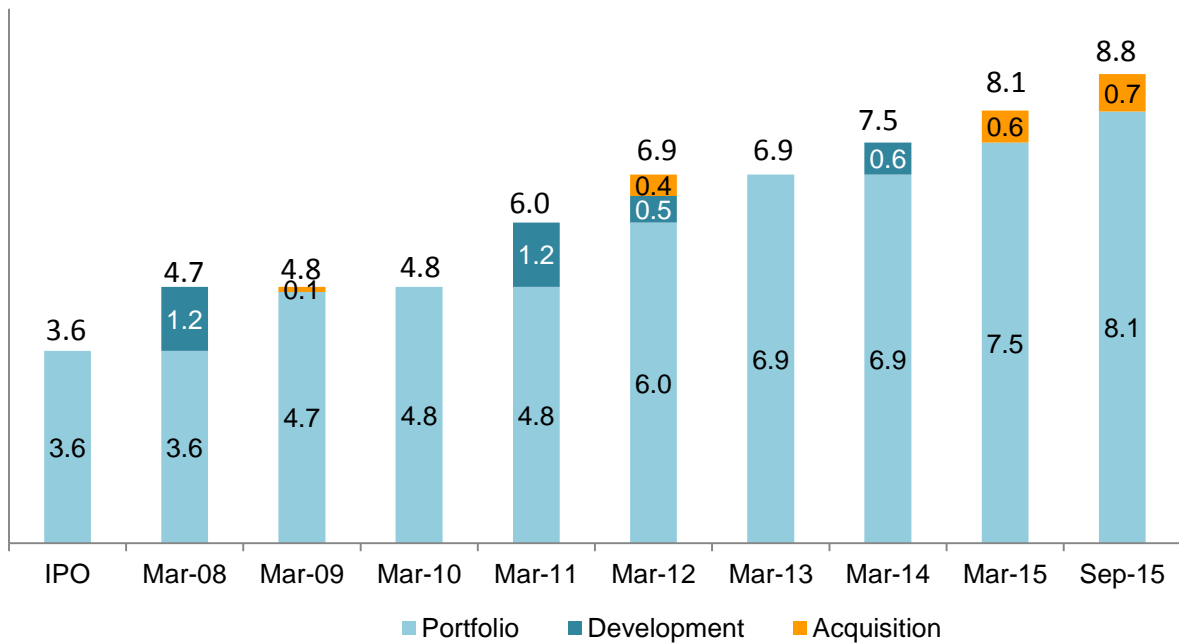
³ aVance Business Hub's committed occupancy is 96% (including leases which commences after 30 September 2015).

Figure 3: Gearing History

Consolidated Gearing as at				
30 Sep 2014	31 Dec 2014	31 Mar 2015	30 Jun 2015	30 Sep 2015
22%	23%	25%	26%	27%

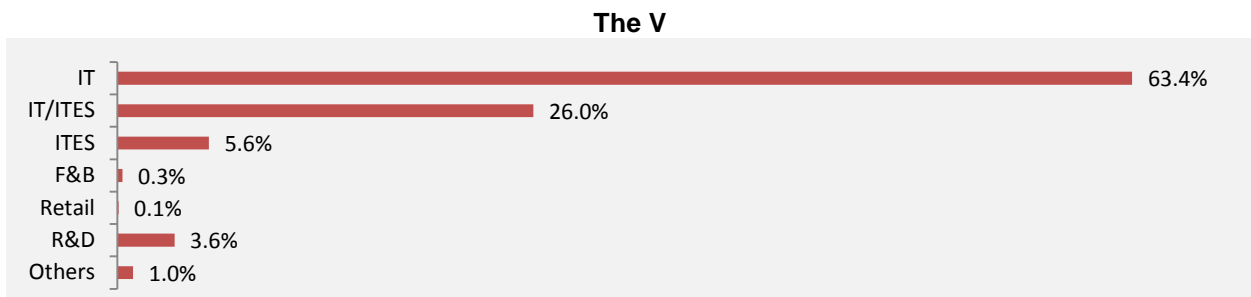


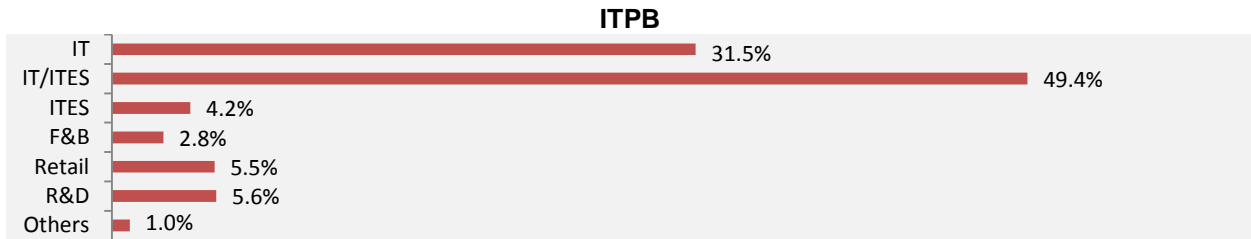
Figure 4 : SBA History

Floor area (million square feet)

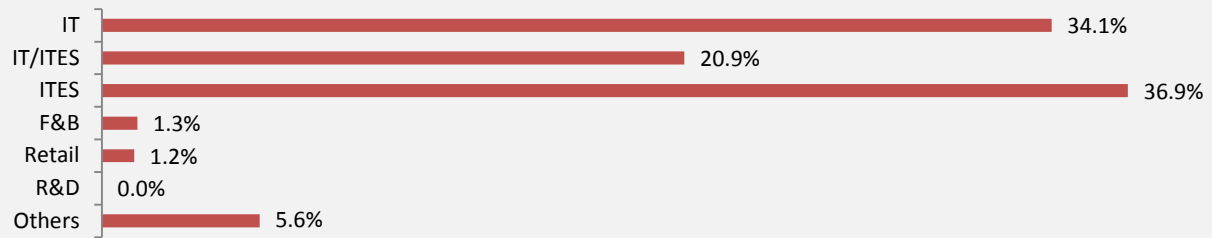


Aviator, Crest, Park Square, TCS Space, Vega, Voyager & Zenith


Figure 5 : Tenants' Activities by Percentage of Monthly Base Rent



CyberPearl



aVance



Portfolio

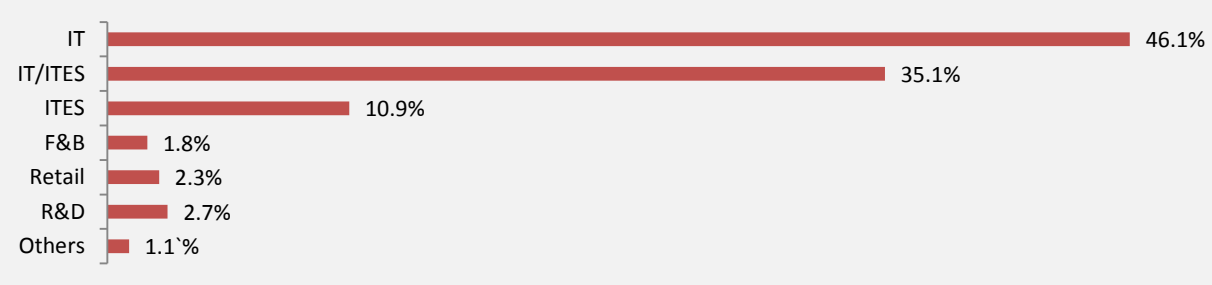
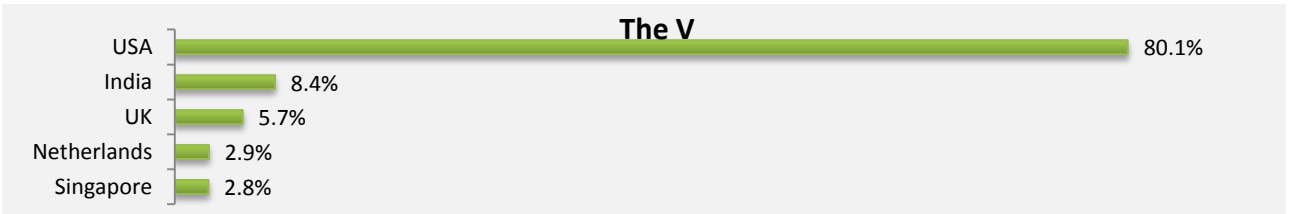
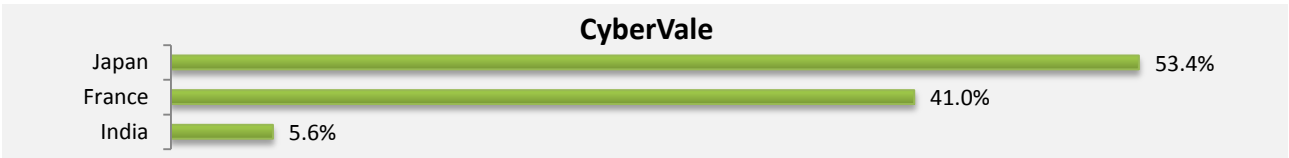






Figure 6 : Tenants' Country of Origin by Percentage of Monthly Base Rent



CyberPearl



aVance



Portfolio




Figure 7 : Tenants' Company Structure by Percentage of Monthly Base Rent

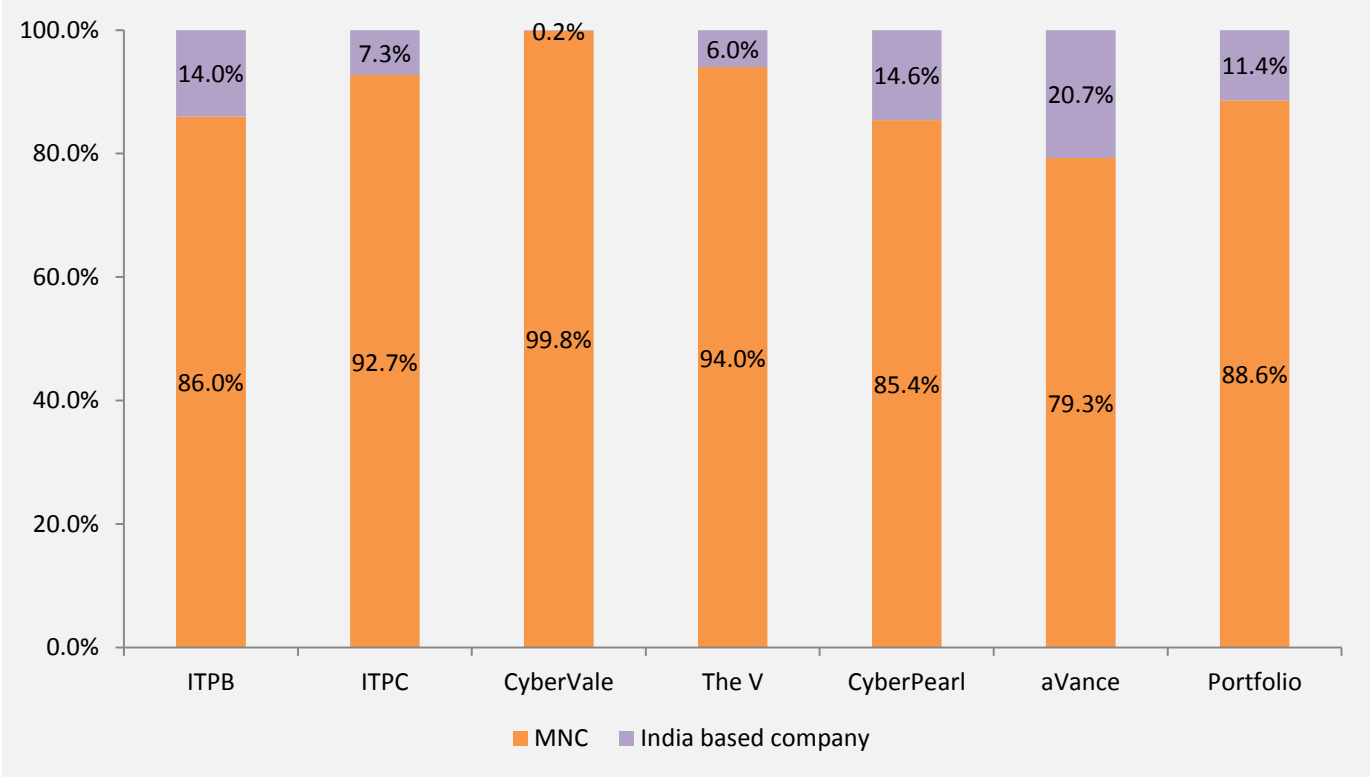
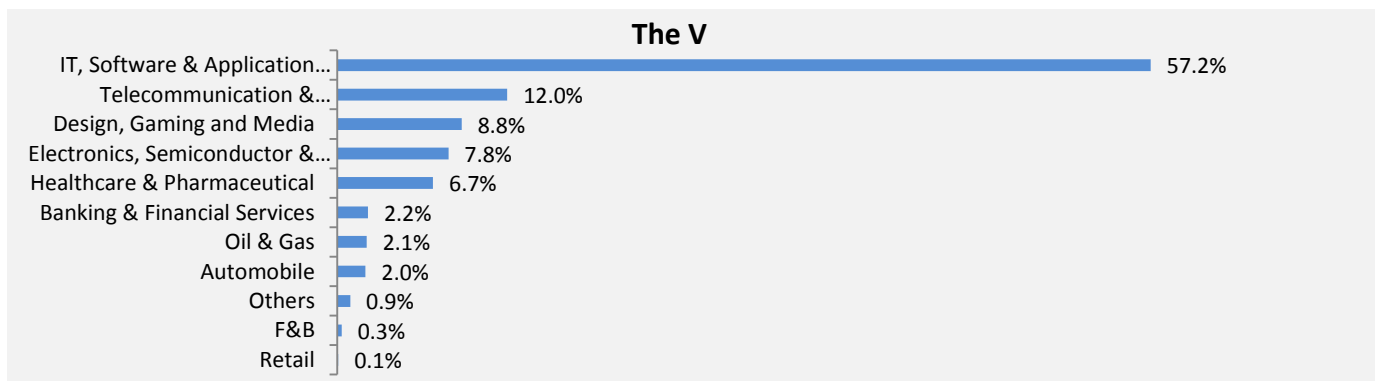
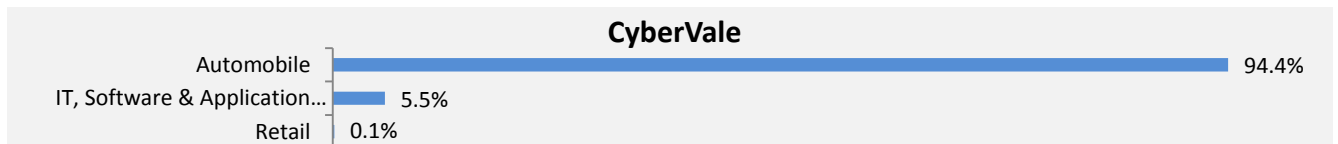
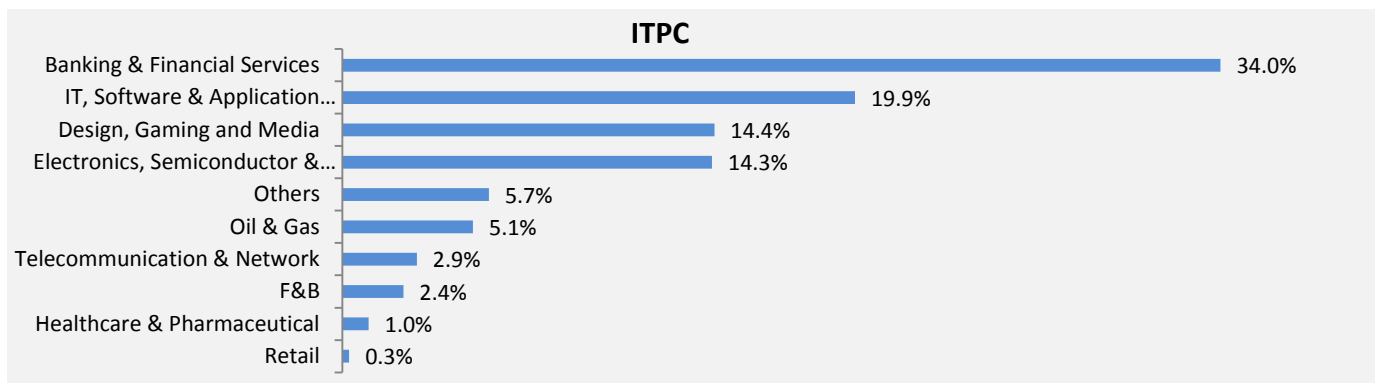
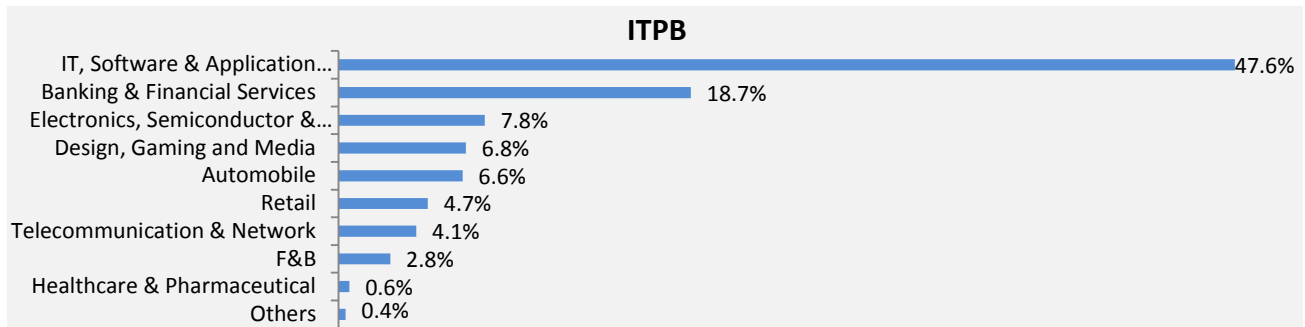
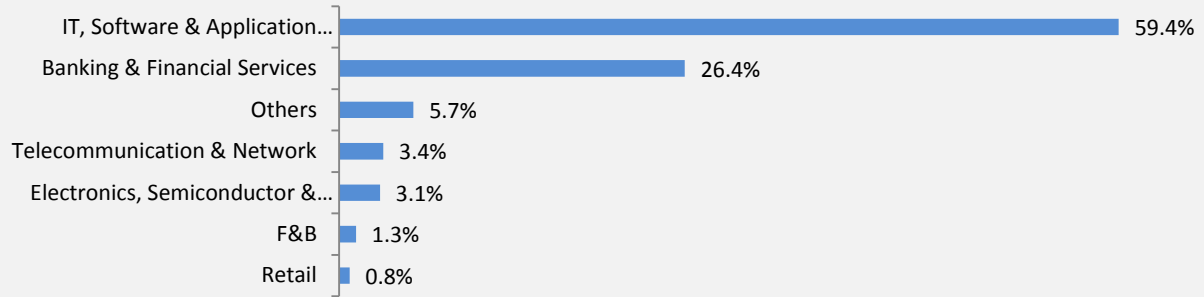



Figure 8 : Tenants' Industry by Percentage of Monthly Base Rent



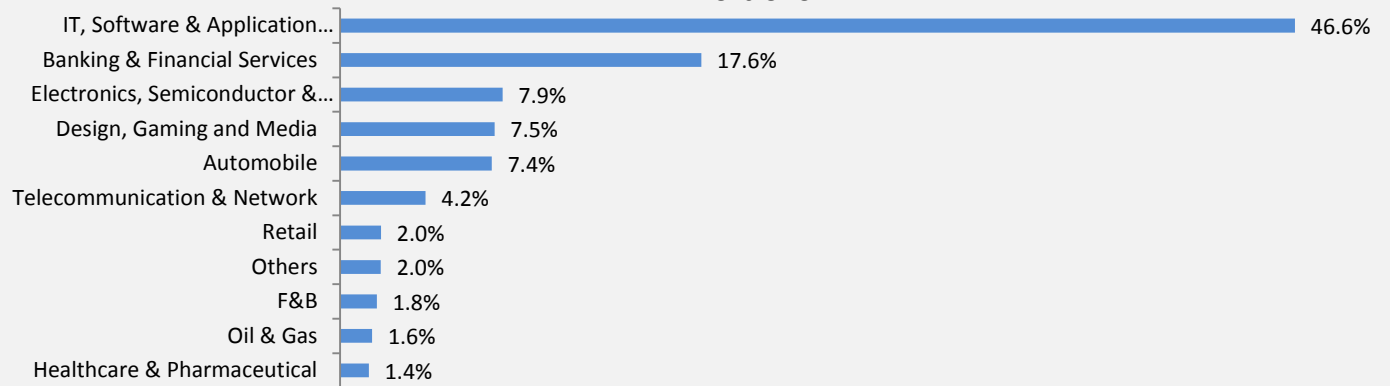
CyberPearl



aVance



Portfolio



GLOSSARY

aVance	aVance Business Hub, located at IT corridor of Madhapur and Gachibowli, Hyderabad
CP	CyberPearl, Hyderabad, located at Hitec City Layout, Madhapur, Hyderabad 500081
CV	CyberVale, located at Mahindra World City, Chennai 603002
F&B	Food and beverage
IT	Information technology
ITES	IT enabled services (includes various services ranging from call centres, claims processing, medical transcription, e-CRM, SCM to back-office operations such as accounting, data processing, and data mining)
ITPB	International Tech Park, Bangalore, located at Whitefield Road, Bangalore 560066
ITPC	International Tech Park, Chennai, located at Tharamani Road, Chennai 600013
R&D	Research and development
SBA or Super Built-up Area	In relation to a property, means the sum of the floor area enclosed within the walls, the area occupied by the walls, and the common areas such as the lobbies, lift shafts, toilets and staircases of that property, and in respect of which rent is payable
The V	The V, Hyderabad, located at IT Park, Software Units Layout, Madhapur, Hyderabad 500081
UK	United Kingdom
USA	United States of America