



Supplementary Information
As at 31 March 2015 (unless otherwise stated)

TABLE OF CONTENTS

Figure 1 :	Occupancy History of the Parks	2
Figure 2 :	Retention History of the Portfolio	2
Figure 3 :	Gearing History	3
Figure 4 :	SBA History	3
Figure 5 :	Tenants' Activities by Percentage of Monthly Base Rent	4
Figure 6 :	Tenants' Country of Origin by Percentage of Monthly Base Rent	6
Figure 7 :	Tenants' Company Structure by Percentage of Monthly Base Rent	7
Figure 8 :	Tenants' Core Business by Percentage of Monthly Base Rent	8
GLOSSARY		10

Figure 1: Occupancy History of the Parks

No.	Existing Portfolio	SBA (million sq ft)	Occupancy as at				
			31 Mar 2014	30 Jun 2014	30 Sep 2014	31 Dec 2014	31 Mar 2015
1	International Tech Park Bangalore	3.40	90%	90%	91%	89%	92% ¹
2	International Tech Park Chennai	1.97	99%	99%	99%	100%	100%
3	CyberVale	0.57	N.A	N.A	N.A	N.A	100%
4	The V	1.28	99%	99%	99%	98%	98% ²
5	CyberPearl	0.43	100%	100%	100%	95%	100%
6	aVance Business Hub	0.43	96%	97%	98%	98%	98%
	Portfolio	8.07	95%	95%	96%	94%	96% ³

Figure 2: Retention History of the Portfolio

	Year To Date Retention Rate as at				
	31 Mar 2014	30 Jun 2014	30 Sep 2014	31 Dec 2014	31 Mar 2015
Portfolio	94%	92%	88%	80%	86%

¹ Including committed leases which commences after 31 Mar 2015, ITPB's committed occupancy will be 93%.

² Including committed leases which commences after 31 Mar 2015, The V's committed occupancy will be 99%.

³ Including committed leases which commences after 31 Mar 2015, the portfolio's committed occupancy will be 97%.

Figure 3: Gearing History

Consolidated Gearing as at				
31 Mar 2014	30 Jun 2014	30 Sep 2014	31 Dec 2014	31 Mar 2015
22%	22%	22%	23%	25%

Figure 4 : SBA History

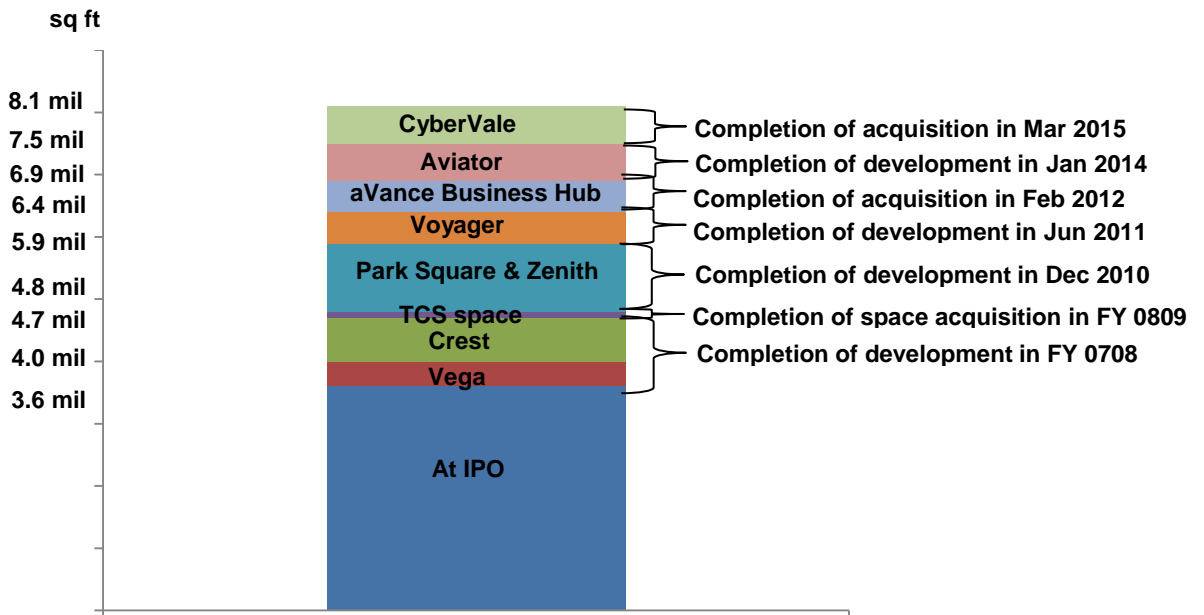
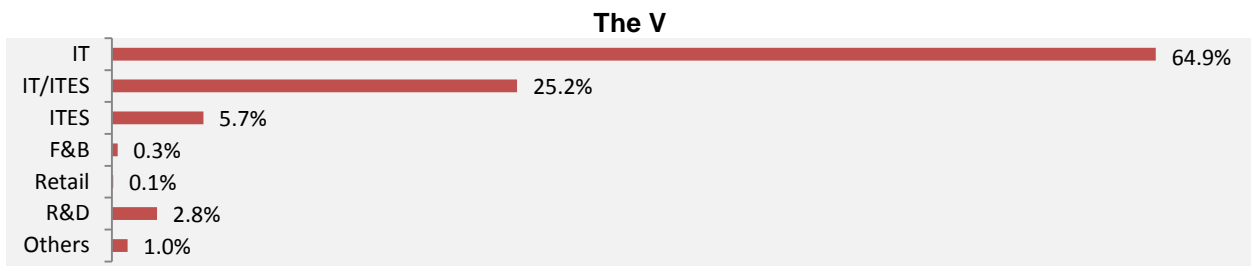


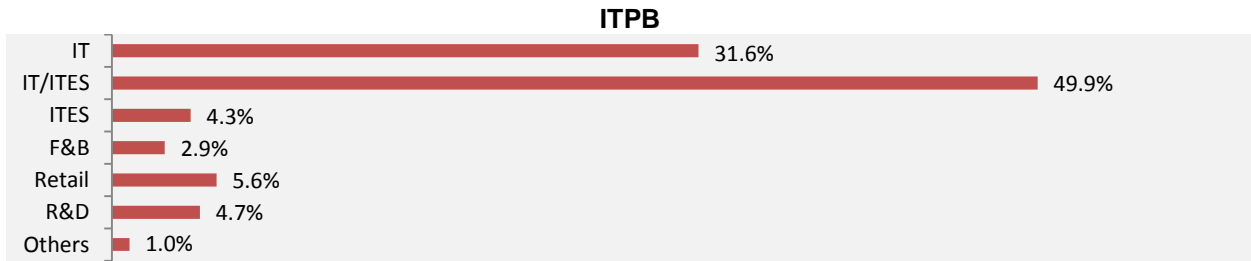
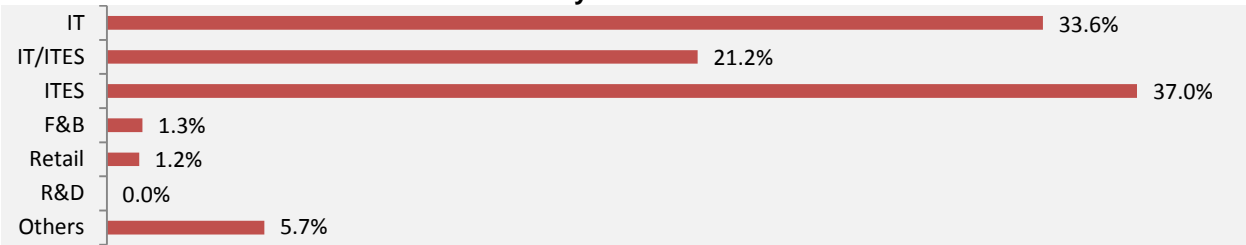


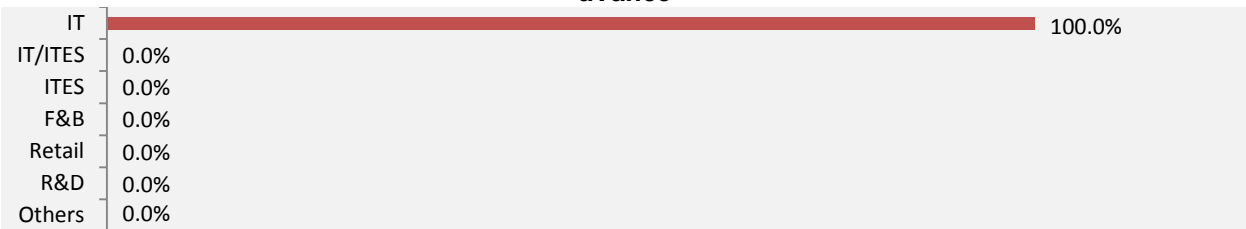
Figure 5 : Tenants' Activities by Percentage of Monthly Base Rent



CyberPearl



aVance



Portfolio

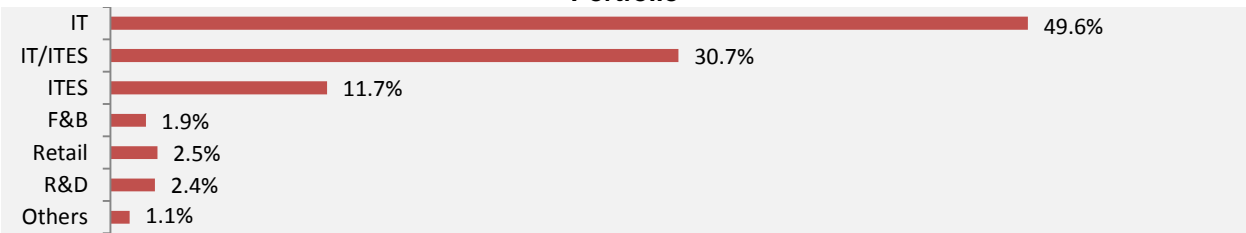
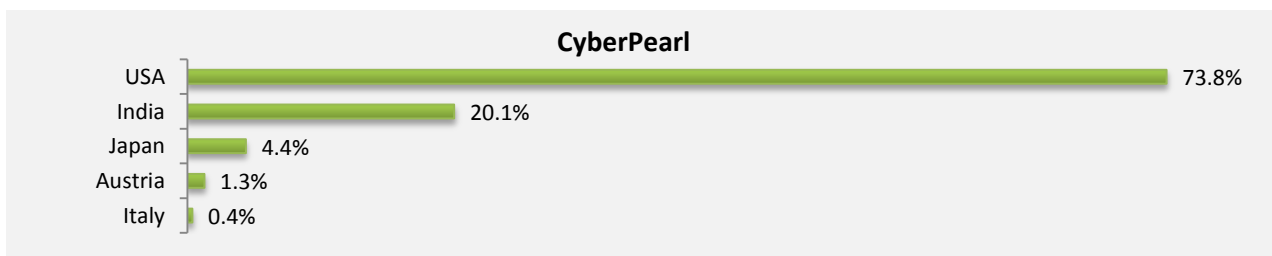
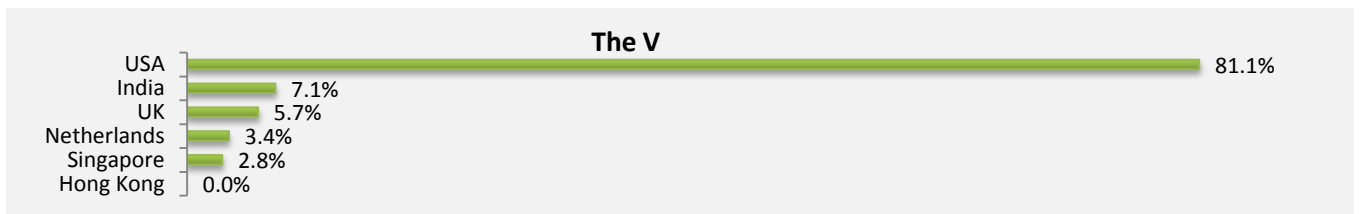
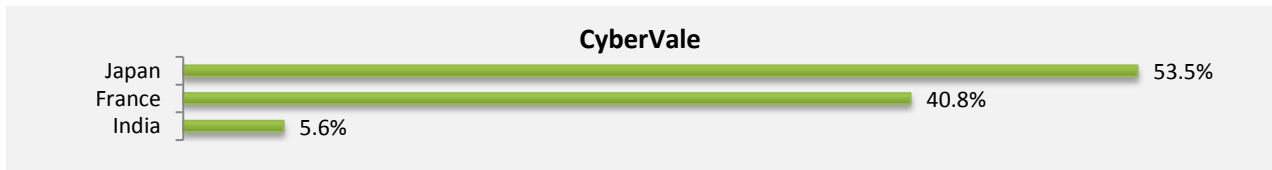

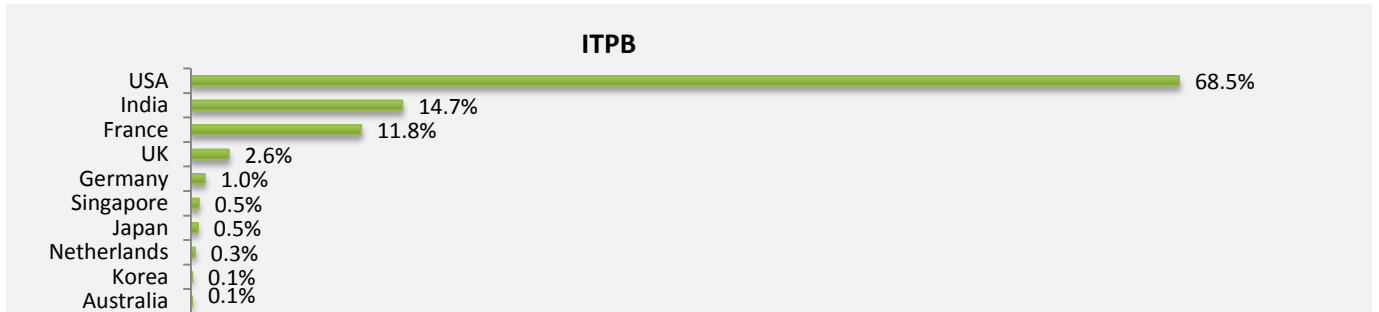


Figure 6 : Tenants' Country of Origin by Percentage of Monthly Base Rent



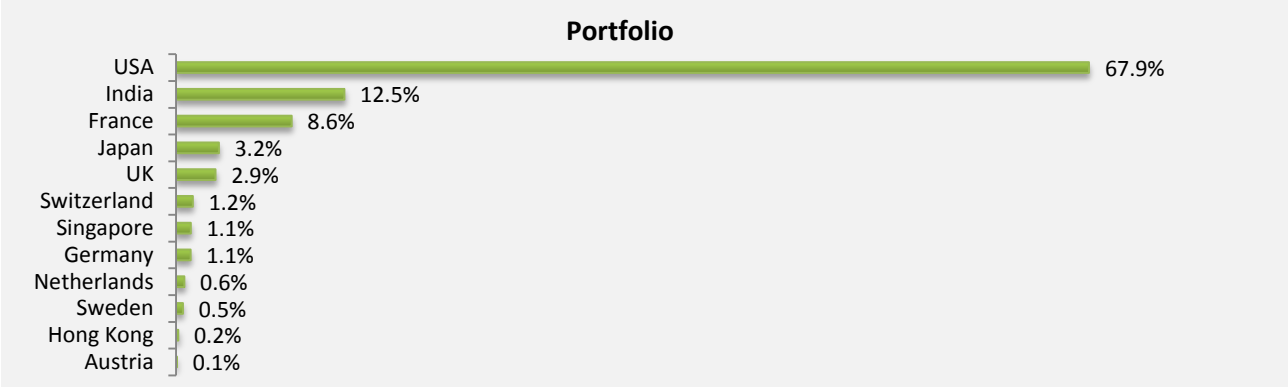



Figure 7 : Tenants’ Company Structure by Percentage of Monthly Base Rent

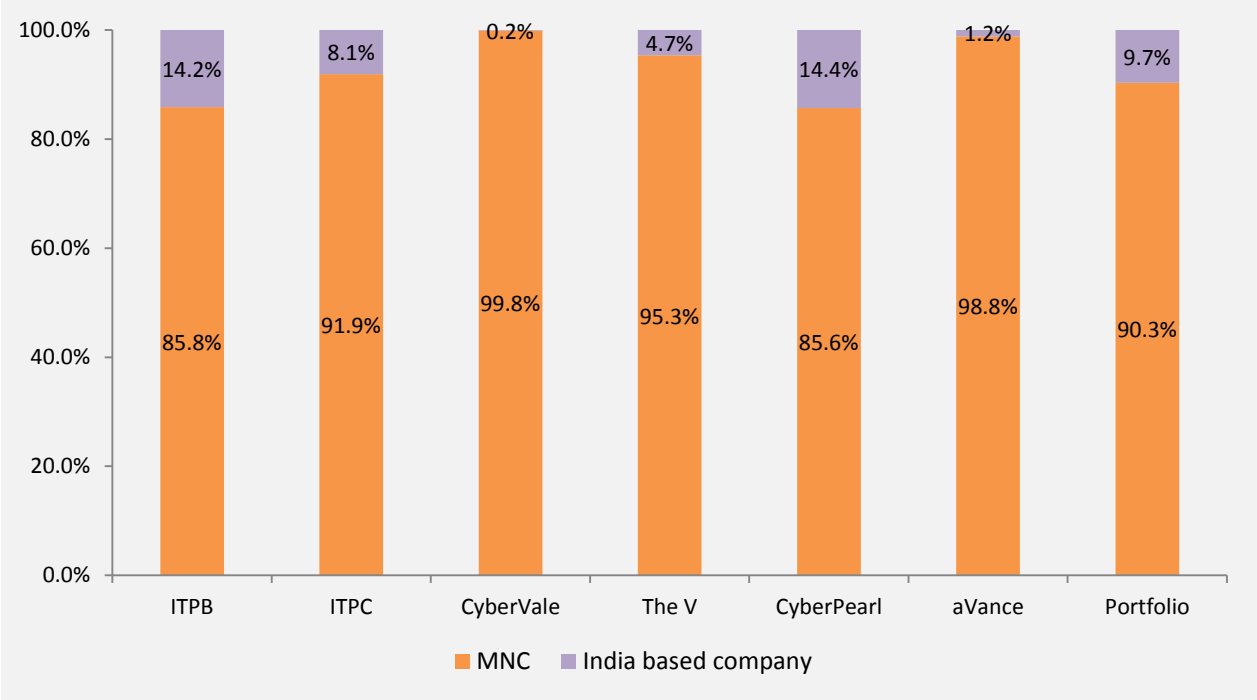
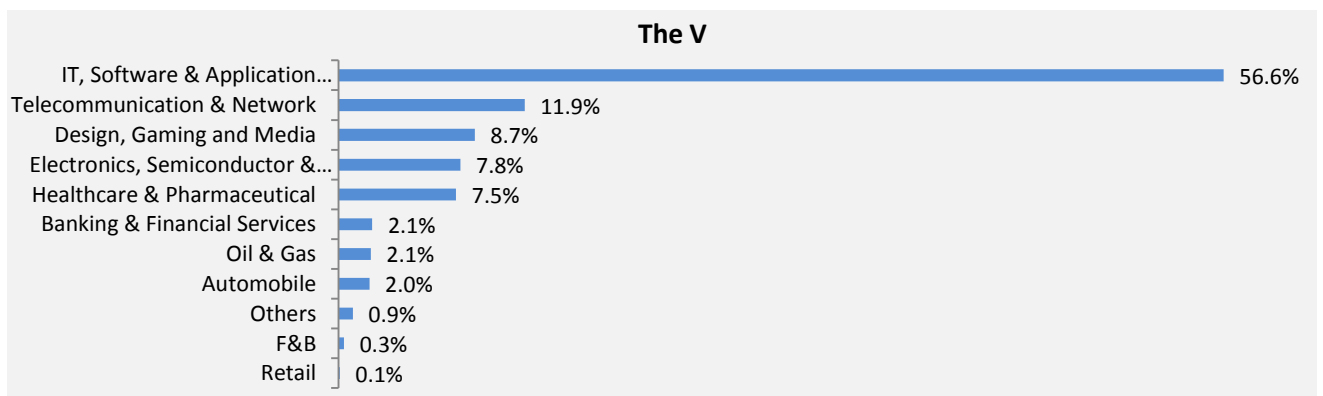
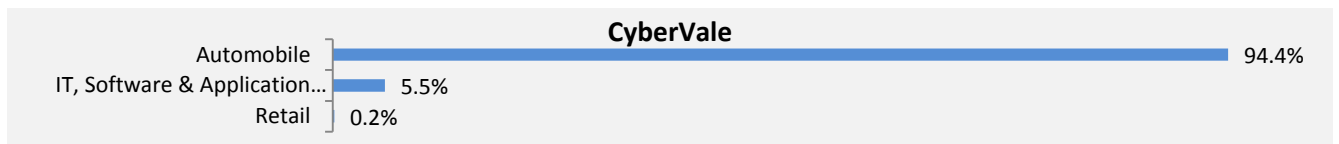
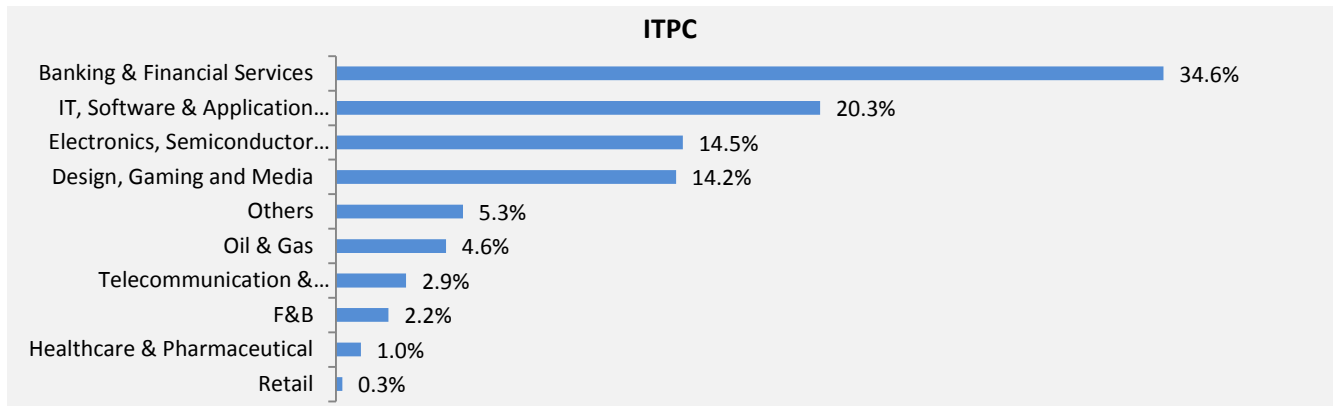
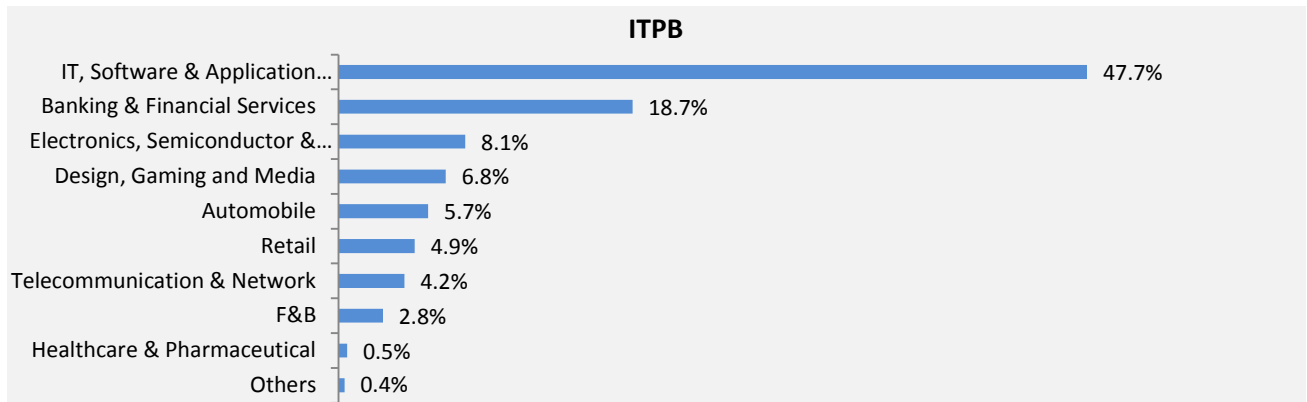
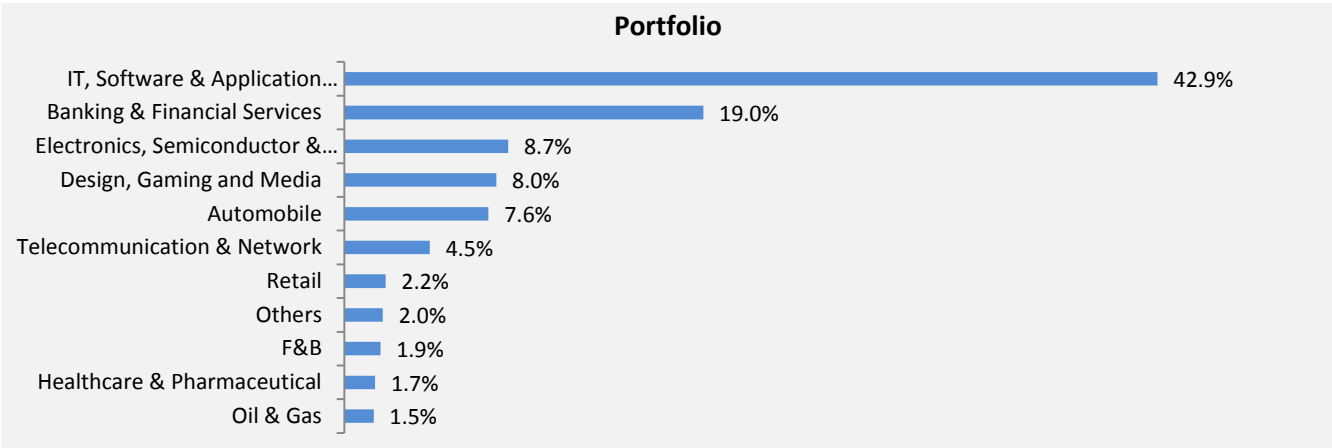
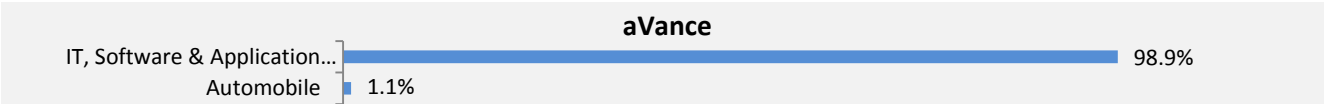
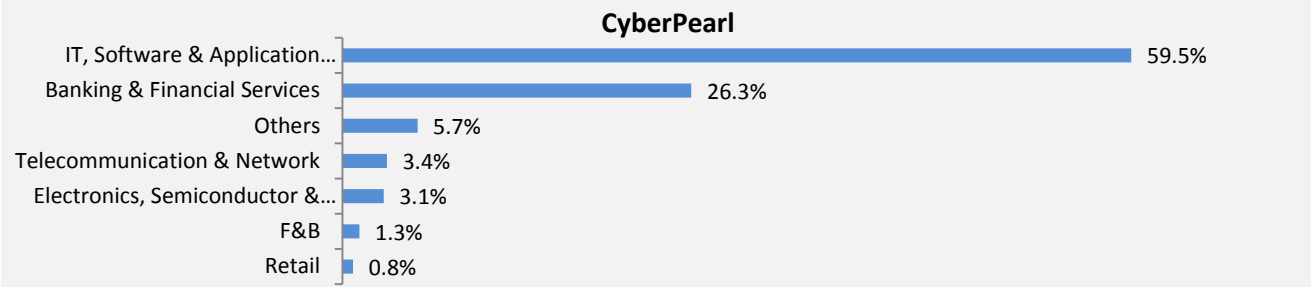


Figure 8 : Tenants' Industry by Percentage of Monthly Base Rent





GLOSSARY

aVance	aVance Business Hub, located at IT corridor of Madhapur and Gachibowli, Hyderabad
CP	CyberPearl, Hyderabad, located at Hitec City Layout, Madhapur, Hyderabad 500081
CV	CyberVale, located at Mahindra World City, Chennai 603002
F&B	Food and beverage
IT	Information technology
ITES	IT enabled services (includes various services ranging from call centres, claims processing, medical transcription, e-CRM, SCM to back-office operations such as accounting, data processing, and data mining)
ITPB	International Tech Park, Bangalore, located at Whitefield Road, Bangalore 560066
ITPC	International Tech Park, Chennai, located at Tharamani Road, Chennai 600013
R&D	Research and development
SBA or Super Built-up Area	In relation to a property, means the sum of the floor area enclosed within the walls, the area occupied by the walls, and the common areas such as the lobbies, lift shafts, toilets and staircases of that property, and in respect of which rent is payable
The V	The V, Hyderabad, located at IT Park, Software Units Layout, Madhapur, Hyderabad 500081
UK	United Kingdom
USA	United States of America