



Supplementary Information
As at 31 December 2014 (unless otherwise stated)

TABLE OF CONTENTS

Figure 1 :	Occupancy History of the Parks	2
Figure 2 :	Retention History of the Portfolio	3
Figure 3 :	Gearing History	3
Figure 4 :	SBA History	3
Figure 5 :	Tenants' Activities by Percentage of Monthly Base Rent	4
Figure 6 :	Tenants' Country of Origin by Percentage of Monthly Base Rent	5
Figure 7 :	Tenants' Company Structure by Percentage of Monthly Base Rent	6
Figure 8 :	Tenants' Core Business by Percentage of Monthly Base Rent	7
GLOSSARY		8

Figure 1: Occupancy History of the Parks

No.	Existing Portfolio	SBA (million sq ft)	Occupancy as at				
			31 Dec 2013	31 Mar 2014	30 Jun 2014	30 Sep 2014	31 Dec 2014
1	International Tech Park Bangalore	3.40	93%	90%	90%	91%	89% ¹
2	International Tech Park Chennai	1.97	99%	99%	99%	99%	100%
3	The V	1.28	98%	99%	99%	99%	98%
4	CyberPearl	0.43	88%	100%	100%	100%	95% ²
5	aVance Business Hub	0.43	96%	96%	97%	98%	98%
	Portfolio	7.50	96%	95%	95%	96%	94%³

Figure 2: Retention History of the Portfolio

	Year To Date Retention Rate as at				
	31 Dec 2013	31 Mar 2014	30 Jun 2014	30 Sep 2014	31 Dec 2014
Portfolio	92.8%	94.0%	91.7%	88.3%	79.5%

¹ Including committed leases which would commence after 31 Dec 2014, ITPB's committed occupancy will be 92%.

² Including committed leases which would commence after 31 Dec 2014, CyberPearl's committed occupancy will be 100%.

³ Including committed leases which would commence after 31 Dec 2014, the Portfolio's committed occupancy will be 96%.

Figure 3: Gearing History

Consolidated Gearing as at				
31 Dec 2013	31 Mar 2014	30 Jun 2014	30 Sep 2014	31 Dec 2014
22%	22%	22%	22%	23%

Figure 4 : SBA History

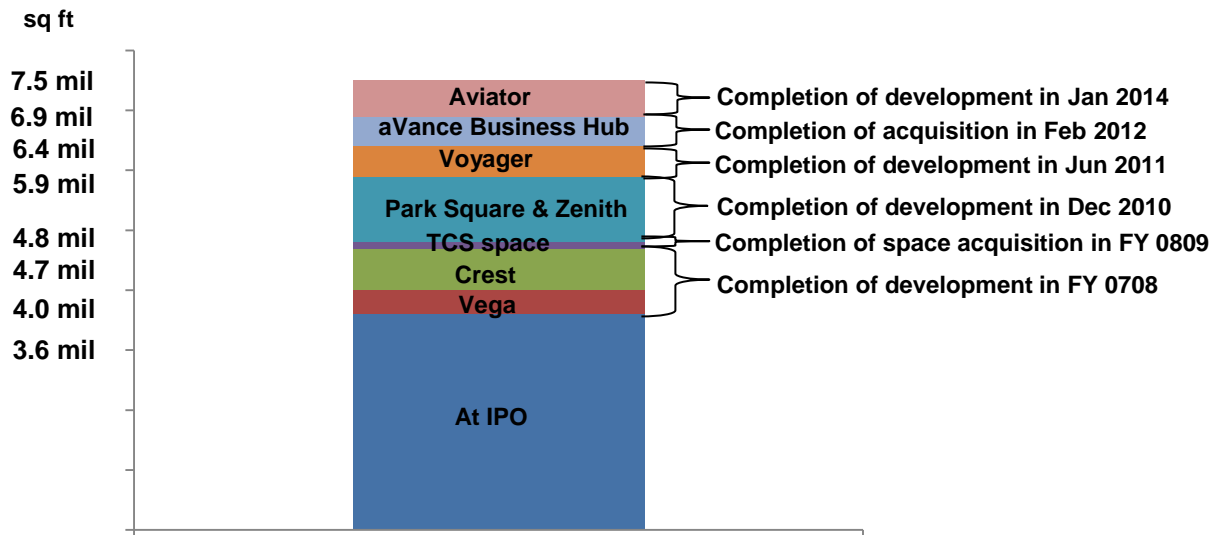


Figure 5 : Tenants' Activities by Percentage of Monthly Base Rent

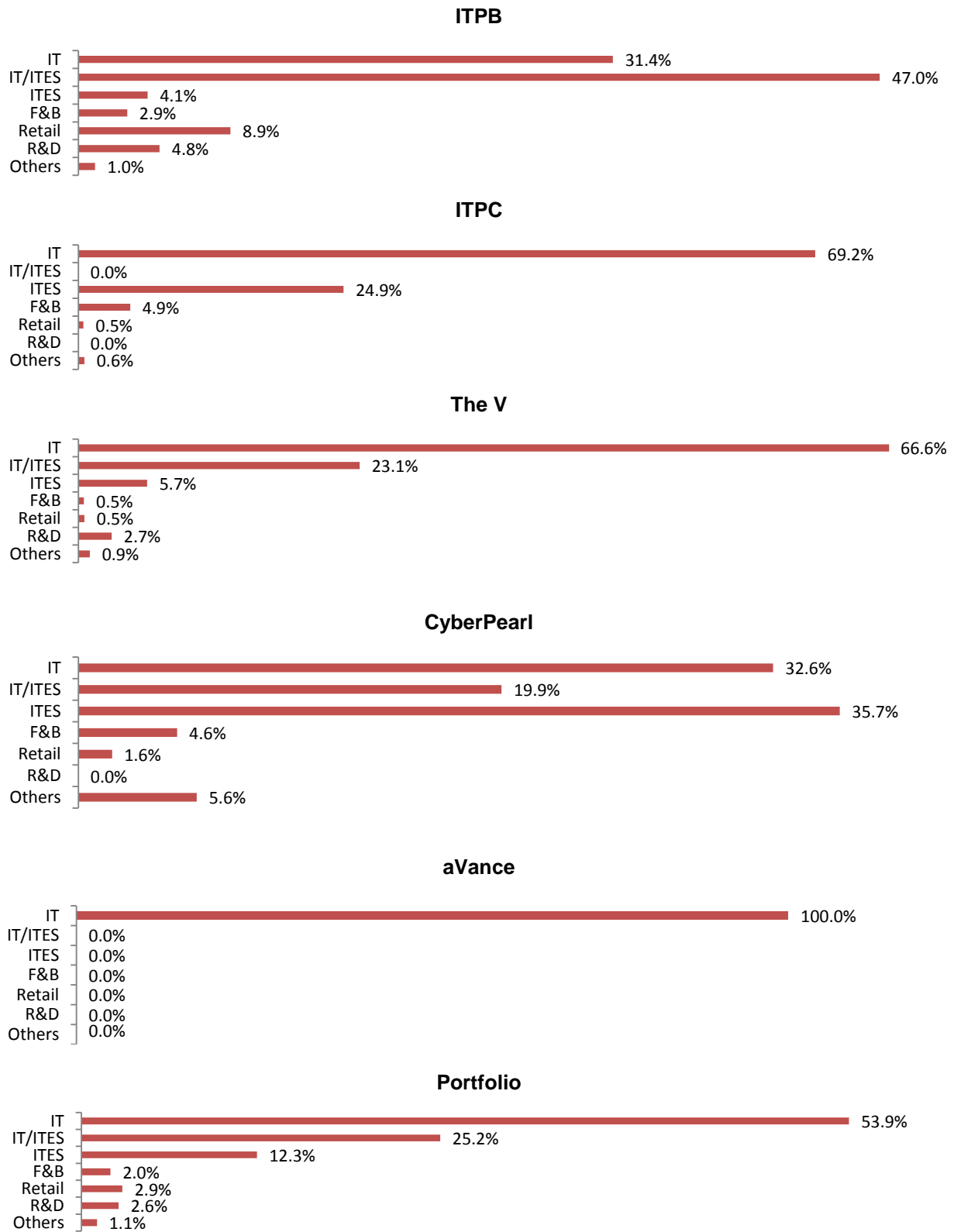


Figure 6 : Tenants' Country of Origin by Percentage of Monthly Base Rent




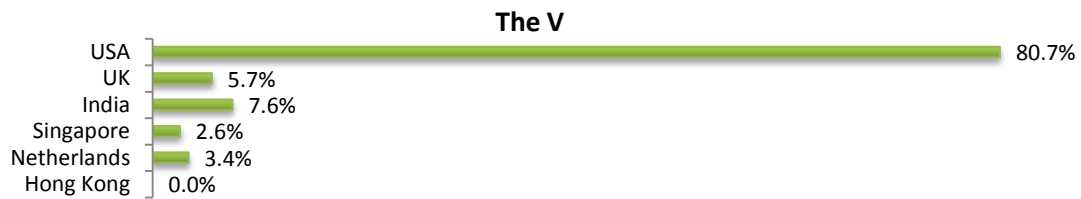




Figure 7 : Tenants' Company Structure by Percentage of Monthly Base Rent

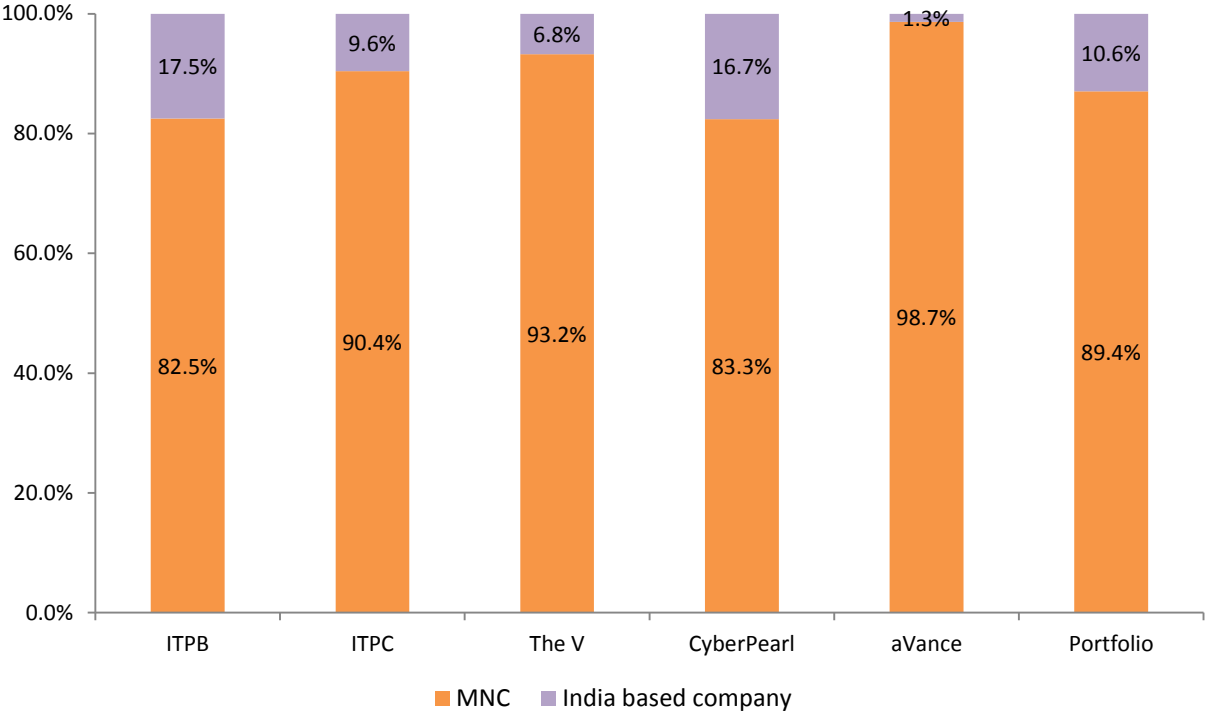
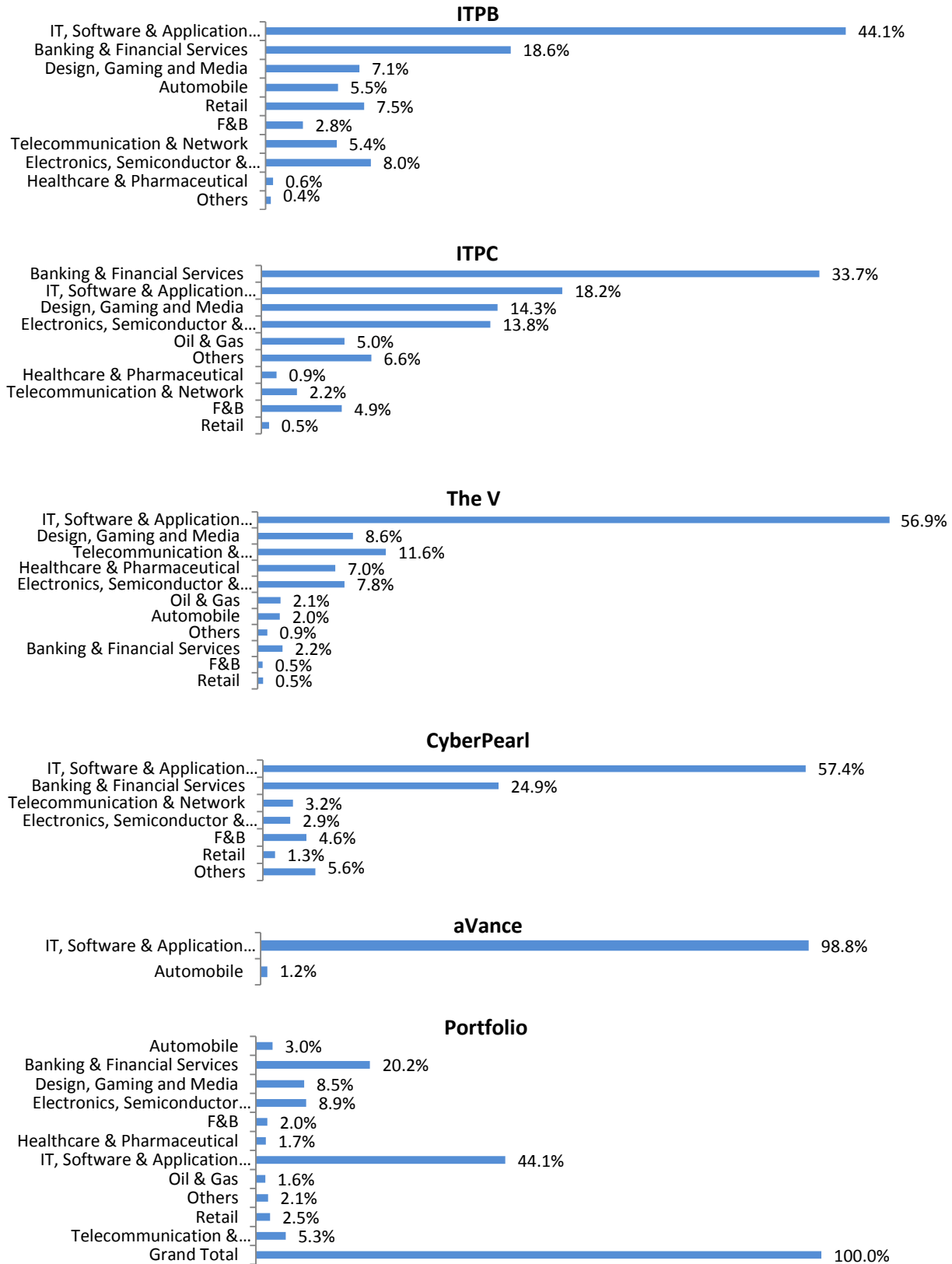


Figure 8 : Tenants' Industry by Percentage of Monthly Base Rent



GLOSSARY

aVance	aVance Business Hub, located at IT corridor of Madhapur and Gachibowli, Hyderabad
CP	CyberPearl, Hyderabad, located at Hitec City Layout, Madhapur, Hyderabad 500081
F&B	Food and beverage
IT	Information technology
ITES	IT enabled services (includes various services ranging from call centres, claims processing, medical transcription, e-CRM, SCM to back-office operations such as accounting, data processing, and data mining)
ITPB	International Tech Park, Bangalore, located at Whitefield Road, Bangalore 560066
ITPC	International Tech Park, Chennai, located at Tharamani Road, Chennai 600013
R&D	Research and development
SBA or Super Built-up Area	In relation to a property, means the sum of the floor area enclosed within the walls, the area occupied by the walls, and the common areas such as the lobbies, lift shafts, toilets and staircases of that property, and in respect of which rent is payable
The V	The V, Hyderabad, located at IT Park, Software Units Layout, Madhapur, Hyderabad 500081
UK	United Kingdom
USA	United States of America