



**Supplementary Information
As at 31 December 2010**

CONTENTS

Figure 1 :	Occupancy History of the Parks	2
Figure 2 :	Retention History of the Portfolio	3
Figure 3 :	Gearing (Loan to Value) History	3
Figure 4 :	Changes in Area	3
Figure 5 :	Tenant Sector by Percentage of Monthly Base Rent	4
Figure 6 :	Tenants' Country Origin by Percentage of Monthly Base Rent	5
Figure 7 :	Tenants' Company Structure by Percentage of Monthly Base Rent ..	6
Glossary	7

Figure 1 : Occupancy History of the Parks

No.	Existing Portfolio	SBA (mil sft)	Occupancy as at				
			31-Dec-09	31-Mar-10	30-Jun-10	30-Sep-10	31-Dec-10
1	International Tech Park Bangalore	1.81	98%	98%	98%	99%	99%
2	International Tech Park Chennai	1.23	96%	98%	97%	97%	99%
3	The V	1.28	94%	95%	93%	94%	94%
4	CyberPearl	0.43	100%	99%	99%	100%	100%
	Portfolio	4.75	97%	97%	97%	97%	98% ¹
No.	New Buildings	SBA (mil sft)	Occupancy as at				
			31-Dec-09	31-Mar-10	30-Jun-10	30-Sep-10	31-Dec-10
1	Zenith	0.74					28% ²
2	Park Square	0.45					49% ³

¹ Occupancy does not include the new buildings. Park Square and Zenith, which are located in ITPB and ITPC respectively, have just been completed in late December 2010.

² Includes commitments

³ Includes commitments

Figure 2 : Retention History of the Portfolio

Parks	SBA (mil sq ft)	Year To Date Retention Rate as at				
		31-Dec-09	31-Mar-10	30-Jun-10	30-Sep-10	31-Dec-10
Portfolio	5.94	79%	77%	35% ¹	64%	63% ²

¹: Drop in retention rate was mainly due to one tenant vacating 75,000 sq ft of space at The V, which accounted for 39% of the leases expired / terminated during the quarter. To date, 65,500 sq ft of this space has been leased while the balance is actively being marketed.

²: As at Q3 FY1011, about 273,500 sq ft of forward leasing is concluded.

Figure 3 : Gearing (Loan-to-Value) History

Consolidated Gearing as at					
30-Sep-09	31-Dec-09	31-Mar-10	30-Jun-10	30-Sep-10	31-Dec-10
13%	19%	19%	21%	21%	19%

Figure 4 : Change in SBA

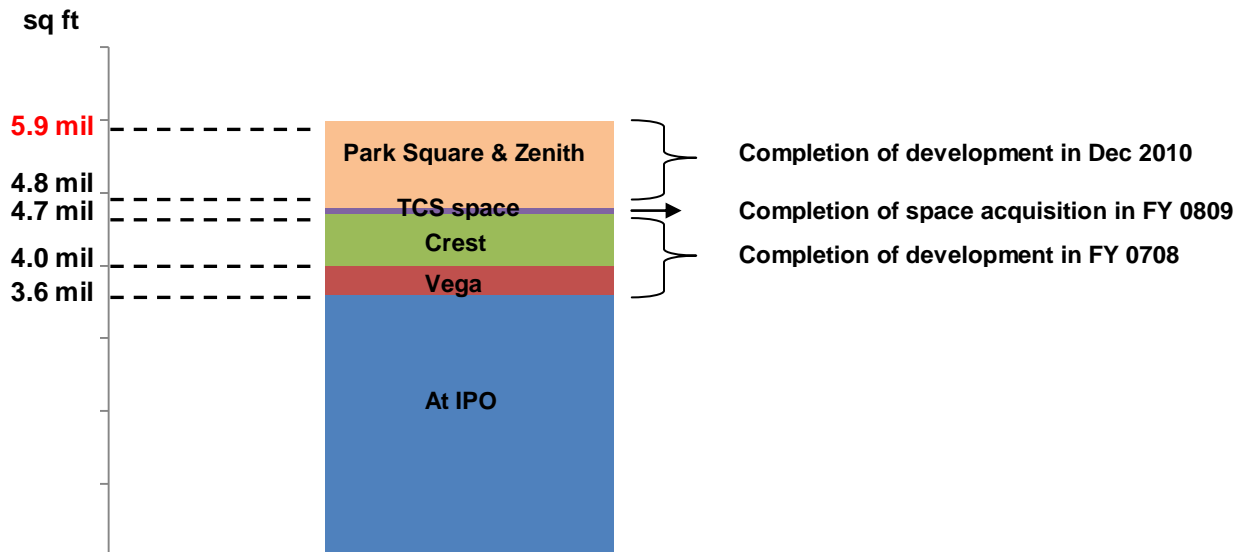
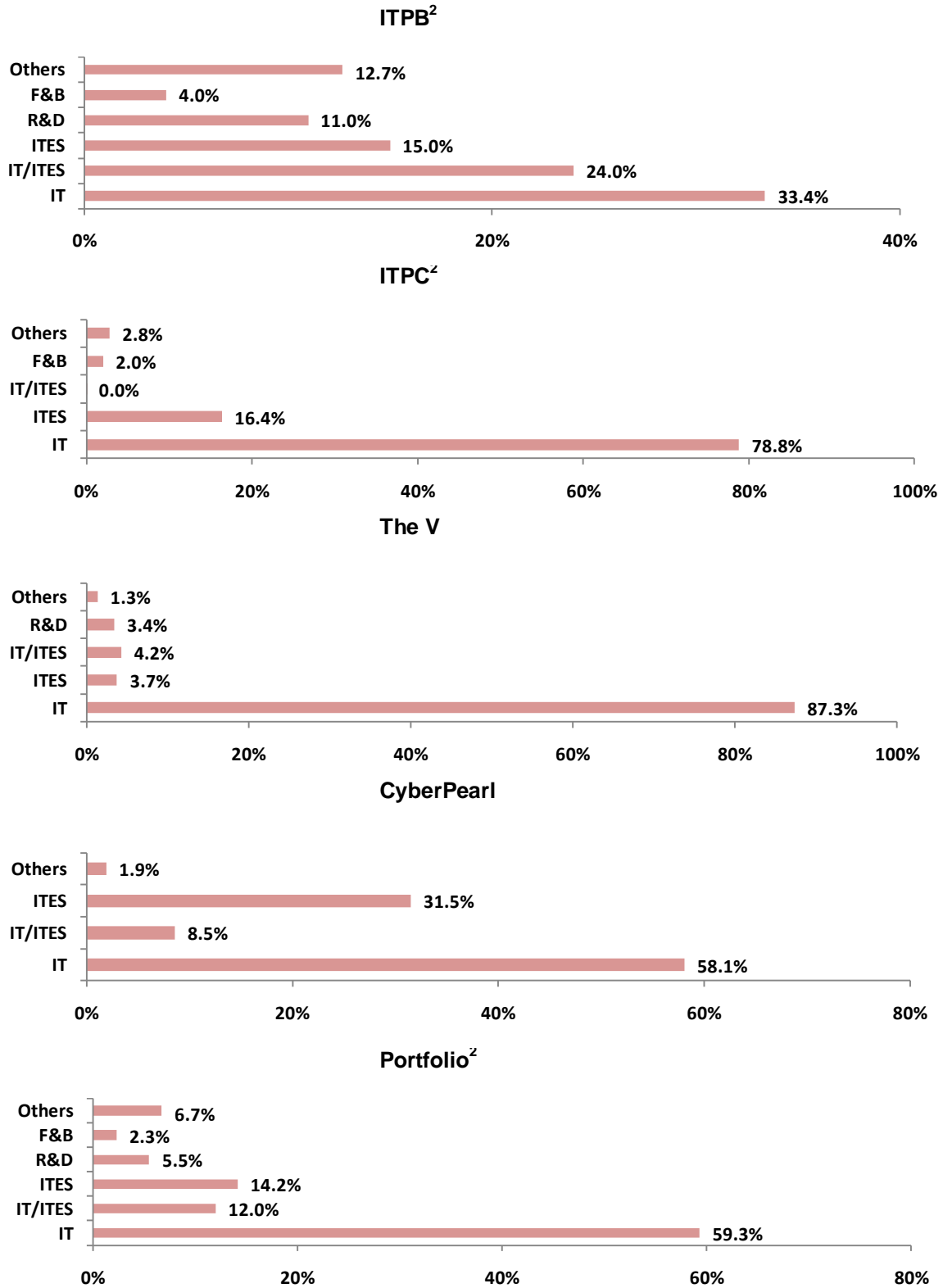


Figure 5 : Tenant Sector by Percentage of Monthly Base Rent

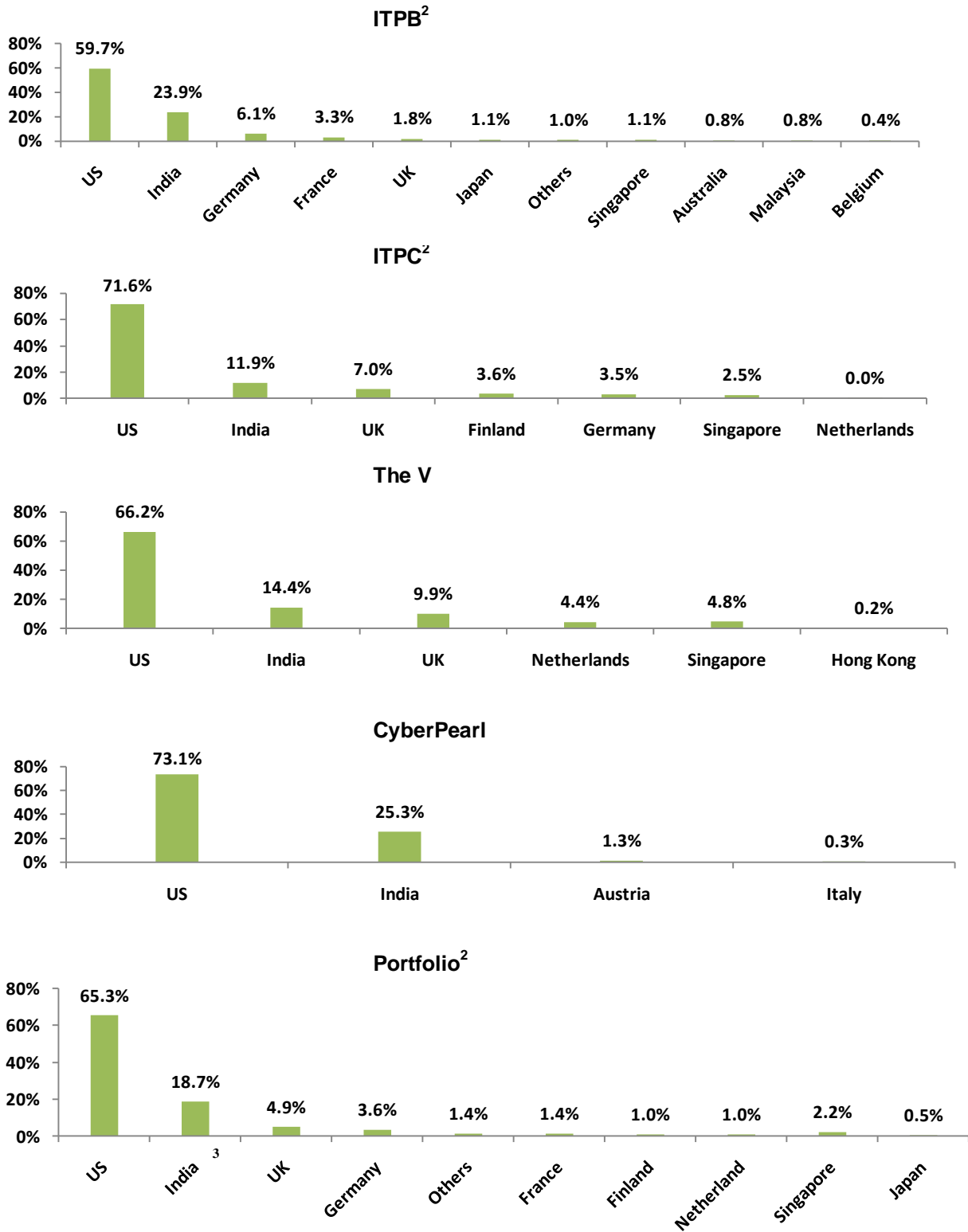


Notes:

¹ Do not add up to 100% due to rounding

² Includes newly completed buildings -Park Square & Zenith

Figure 6 : Tenants' Country of Origin by Percentage of Monthly Base Rent



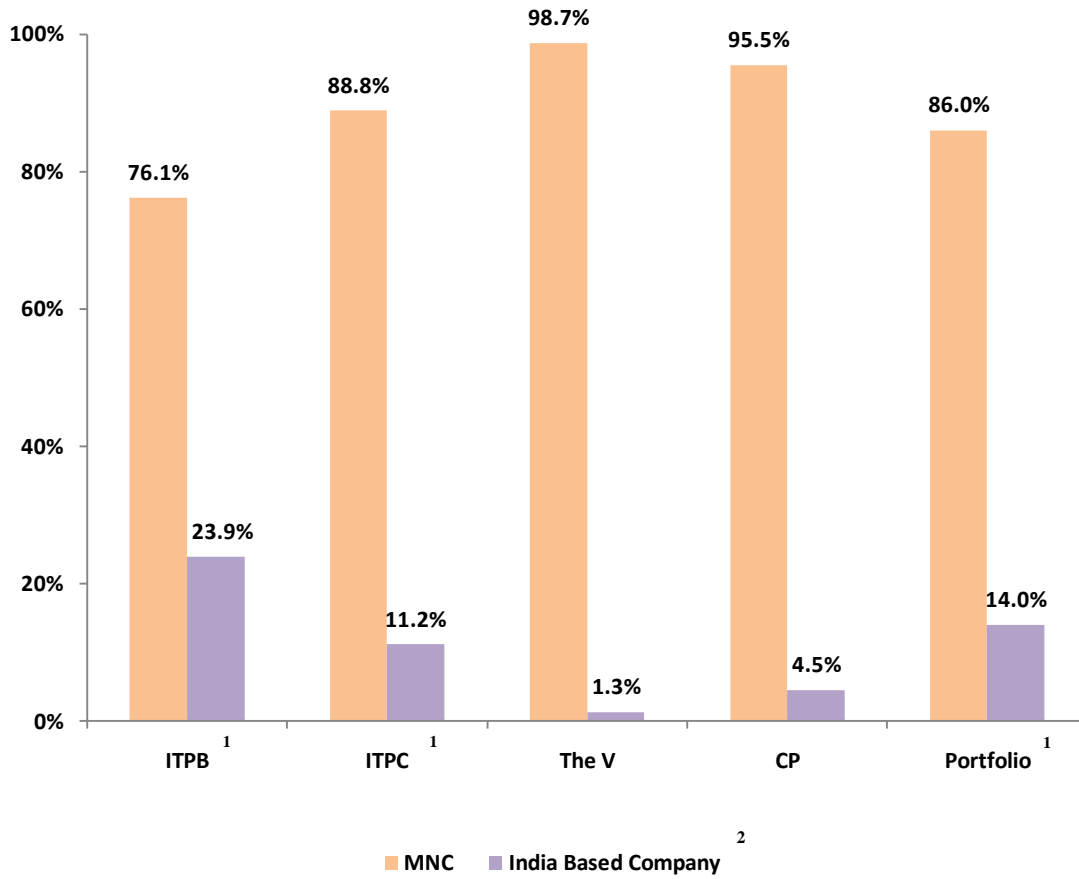
Notes:

¹ Do not add up to 100% due to rounding

² Includes newly completed buildings -Park Square & Zenith

³ Comprises Indian companies with operations within India and/or offshore

Figure 7 : Tenants' Company Structure by Percentage of Monthly Base Rent



Note:

¹ Includes newly completed buildings -Park Square & Zenith

² Comprises Indian companies with operations within India only

GLOSSARY

CP	CyberPearl, Hyderabad, located at Hitec City Layout, Madhapur, Hyderabad 500081
F&B	Food and beverage
IT	Information technology
ITES	IT enabled services (includes various services ranging from call centres, claims processing, medical transcription, e-CRM, SCM to back-office operations such as accounting, data processing, and data mining)
ITPB	International Tech Park, Bangalore, located at Whitefield Road, Bangalore 560066
ITPC	International Tech Park, Chennai, located at Tharamani Road, Chennai 600013
R&D	Research and development
SBA or Super Built-up Area	In relation to a property, means the sum of the floor area enclosed within the walls, the area occupied by the walls, and the common areas such as the lobbies, lift shafts, toilets and staircases of that property, and in respect of which rent is payable
The V	The V, Hyderabad, located at IT Park, Software Units Layout, Madhapur, Hyderabad 500081
UK	United Kingdom
US	United State of America