



**Supplementary Information
As at 30 September 2010**

CONTENTS

Figure 1 :	Occupancy History of the Parks	2
Figure 2 :	Retention History of the Portfolio	3
Figure 3 :	Gearing (Loan to Value) History	3
Figure 4 :	Changes in Area	3
Figure 5 :	Tenant Sector by Percentage of Monthly Base Rent	4
Figure 6 :	Tenants' Country Origin by Percentage of Monthly Base Rent	5
Figure 7 :	Tenants' Company Structure by Percentage of Monthly Base Rent ..	6
Glossary	7

Figure 1 : Occupancy History of the Parks

No.	Parks	SBA (mil sq ft)	Occupancy as at				
			30-Sep-09	31-Dec-09	31-Mar-10	30-Jun-10	30-Sep-10
1	International Tech Park Bangalore	1.800	99%	98%	98%	98%	99%
2	International Tech Park Chennai	1.258	99%	96%	98%	97%	97%
3	The V	1.288	95%	94%	95%	93%	94%
4	CyberPearl	0.431	91%	100%	99%	99%	100%
	Portfolio	4.777	97%	97%	97%	97%	97%

Figure 2 : Retention History of the Portfolio

Parks	SBA (mil sq ft)	Year To Date Retention Rate as at				
		30-Sep-09	31-Dec-09	31-Mar-10	30-Jun-10	30-Sep-10
Portfolio	4.777	80%	79%	77%	35% ¹	64%

1: Drop in retention rate was mainly due to one tenant vacating 75,000 sq ft of space at The V, which accounted for 39% of the leases expired / terminated during the quarter. To date, 50,000 sq ft of this space has been leased while the balance is actively being marketed.

Figure 3 : Gearing (Loan-to-Value) History

Consolidated Gearing as at					
30-Jun-09	30-Sep-09	31-Dec-09	31-Mar-10	30-Jun-10	30-Sep-10
9%	13%	19%	19%	21%	21%

Figure 4 : Change in SBA

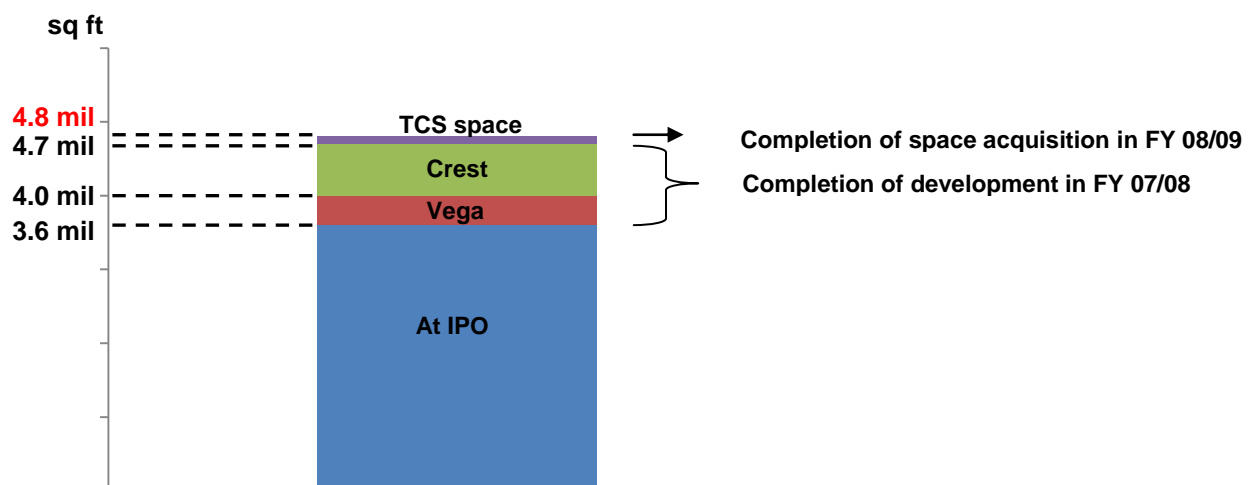
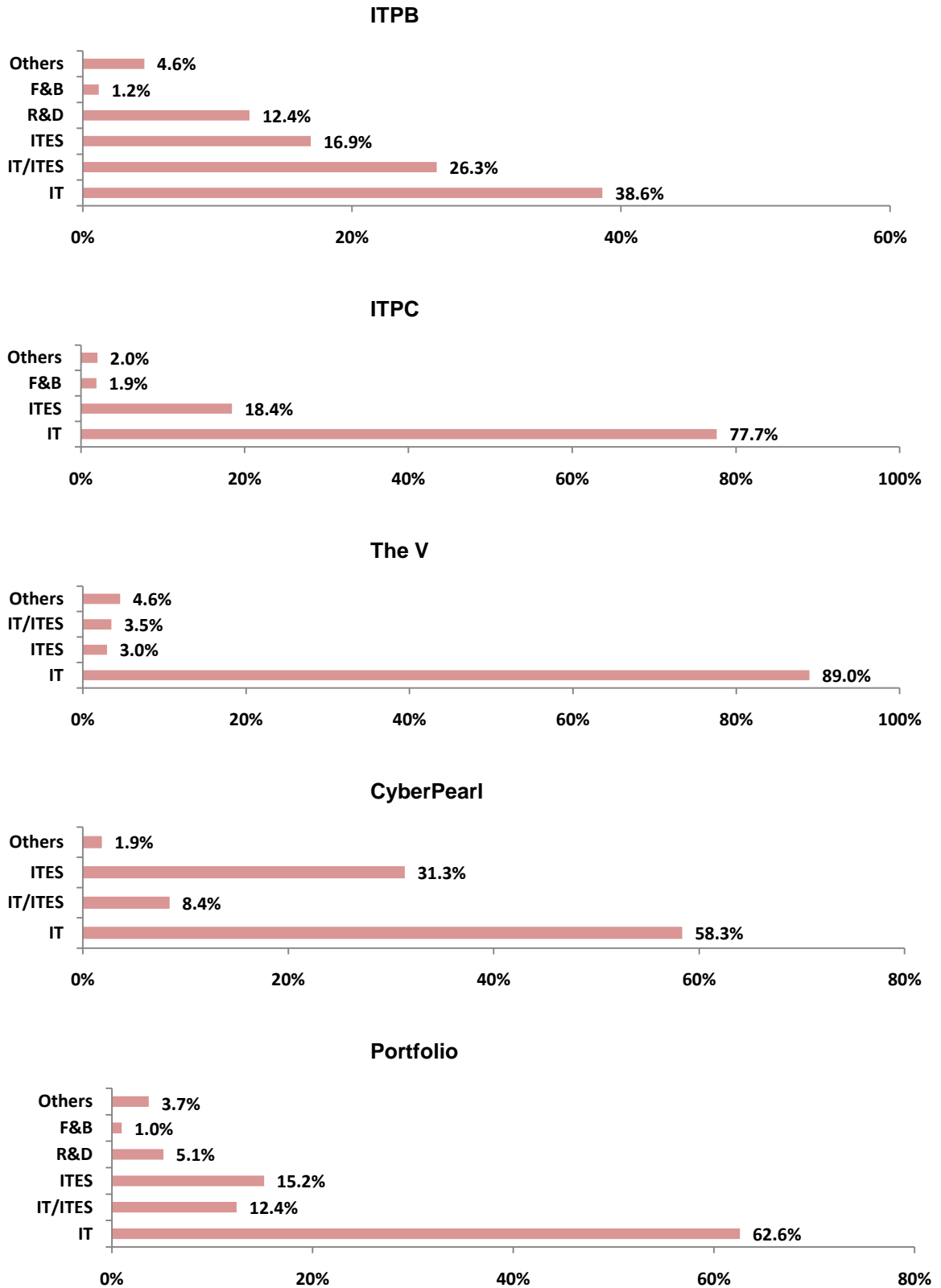
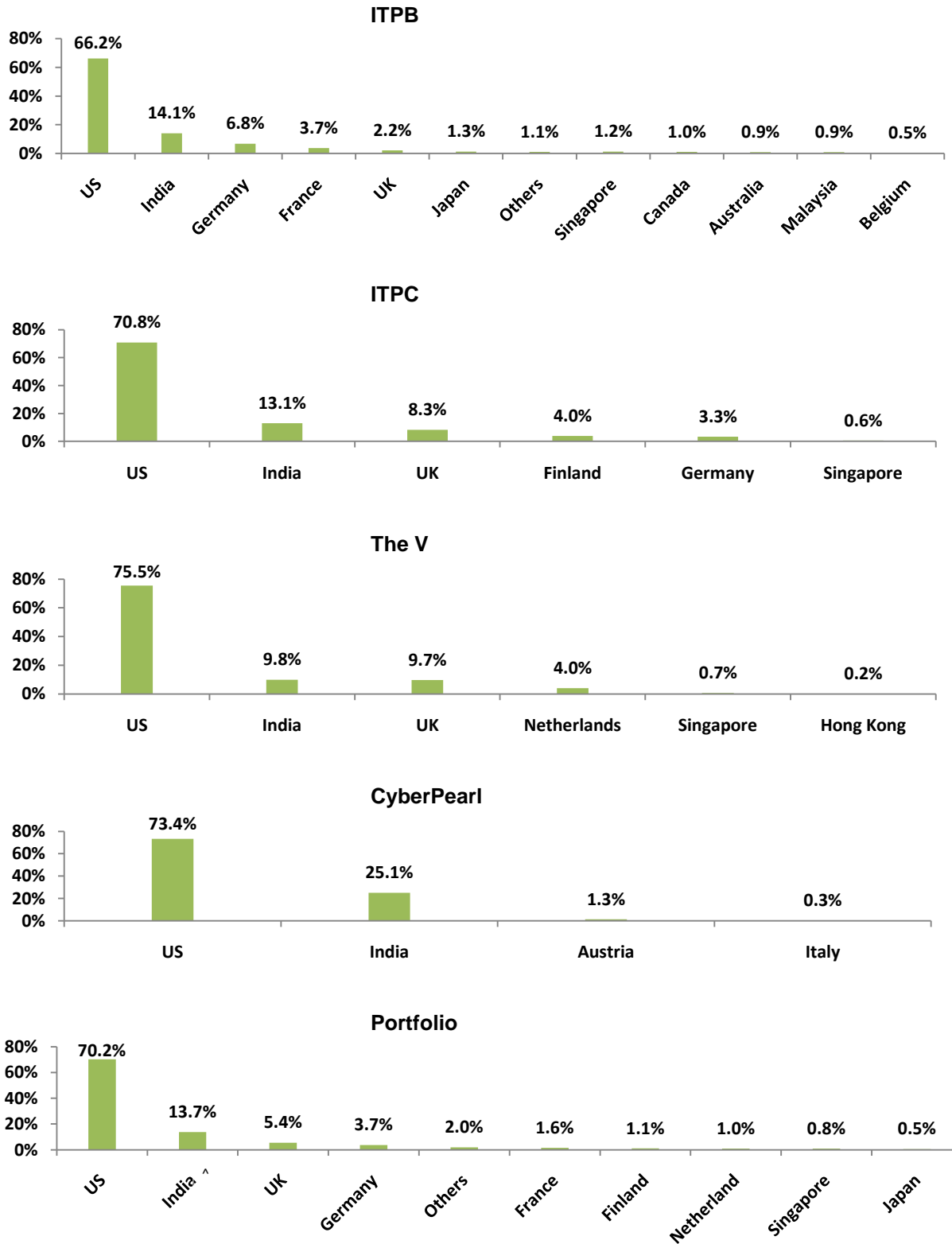


Figure 5 : Tenant Sector by Percentage of Monthly Base Rent



Note:
* Do not add up to 100% due to rounding

Figure 6 : Tenants' Country of Origin by Percentage of Monthly Base Rent

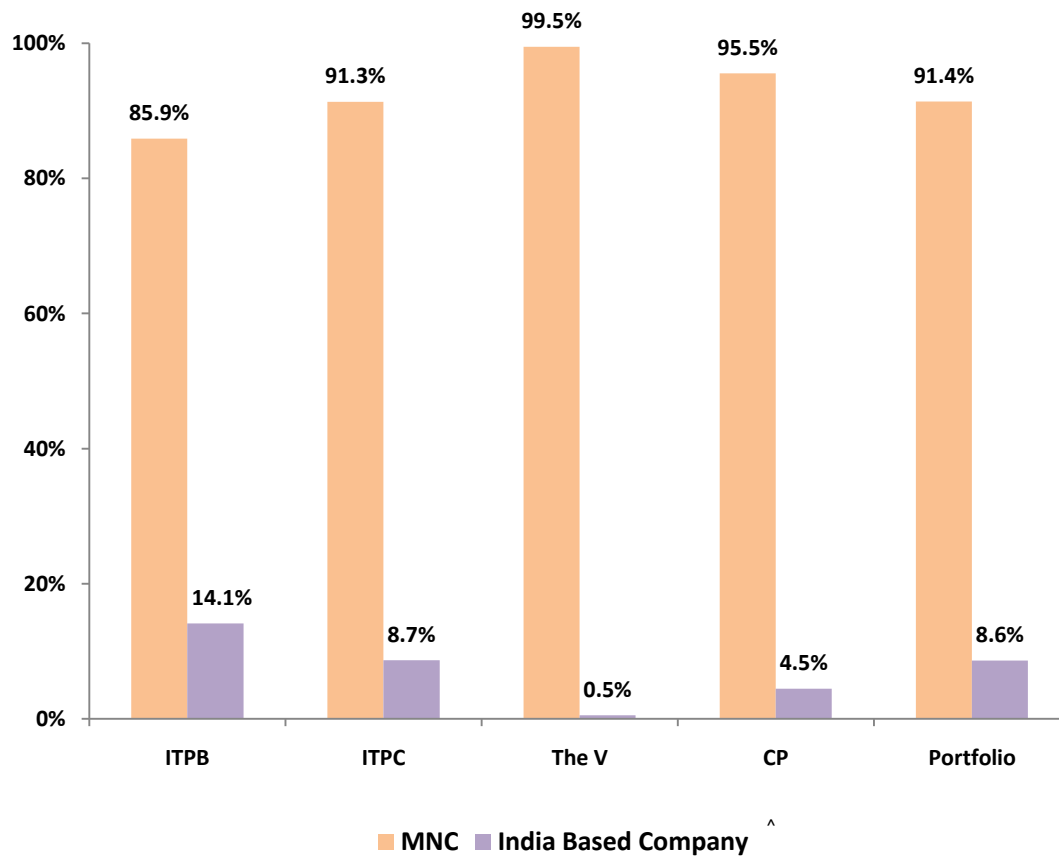


Notes:

* Do not add up to 100% due to rounding

^ Comprises Indian companies with operations within India and/or offshore

Figure 7 : Tenants' Company Structure by Percentage of Monthly Base Rent



Note:

^ Comprises Indian companies with operations within India only

GLOSSARY

CP	CyberPearl, Hyderabad, located at Hitec City Layout, Madhapur, Hyderabad 500081
F&B	Food and beverage
IT	Information technology
ITES	IT enabled services (includes various services ranging from call centres, claims processing, medical transcription, e-CRM, SCM to back-office operations such as accounting, data processing, and data mining)
ITPB	International Tech Park, Bangalore, located at Whitefield Road, Bangalore 560066
ITPC	International Tech Park, Chennai, located at Tharamani Road, Chennai 600013
R&D	Research and development
SBA or Super Built-up Area	In relation to a property, means the sum of the floor area enclosed within the walls, the area occupied by the walls, and the common areas such as the lobbies, lift shafts, toilets and staircases of that property, and in respect of which rent is payable
The V	The V, Hyderabad, located at IT Park, Software Units Layout, Madhapur, Hyderabad 500081
UK	United Kingdom
US	United State of America